

# OUR PRODUCTS



2



10



**ABOUT A2S**

Our quality	2	Our customer service	6
How we develop our classics	4	Size labeling	8

**CHAIRS**

Overview chairs	10	Solid wood chairs	26
Chairs with plastic shell, FLEX	12	Office swivel chairs	28
Chairs with PAGHOLZ® shell	14	Conference and office swivel chair WAVE	30
Chairs and tables with PAGHOLZ® shell, CHANGE	18	Conference chair	32
Chairs with Multiplex/WOODMARK/Plastic shell	20	Upholstered/lounge chair	33
Chairs with Multiplex shell	22	Stools	34
		Benches	36
		Standing/sitting combinations	38

**TABLES**

Overview tables	42
Classroom tables metal	44
Classroom tables solid wood	50
Classroom tables, height-adjustable	54
Office desks, height-adjustable	60
Mono-column tables, height-adjustable	62
Teacher's desks	64
Specialist room tables/computer tables	66
Multi-functional tables	68
Side folding tables	70
Folding tables	72
Plate base tables	77
Metal table system, demountable	78
Metal table system, welded	82
Wooden tables	86
Accessories for table systems	88
Table partition wall system	90
Rolling containers and base units	92
Containers/pull-out pantries	94

**CORPUS FURNITURE**

Overview corpus furniture	96
Corpus furniture system	98
Corpus furniture for learning spaces	108
Hallway furniture system	118
Organizing systems	120
Display cases, administration	122
Corpus furniture for administration	124

**LOUNGE FURNITURE/ACOUSTICS**

Overview lounge furniture/acoustics	126
CHILL House/Meeting House	128
DOMINO and MAZE Series	130
DOMINO House	132
Upholstered stool CYLINDA/BLOC	133
COMFORT HI	134
Folding couch and armchair	135
Beanbag and seat cushion CHILL Series	136
COMBI acoustic partition walls	138
Acoustic elements	140

**BOARDS**

Overview boards	142
Multifunctional board system	144
Display DURAVISION	146
Digital boards DURABOARD	148
Long wall boards	150
Sliding boards	151
Pylon boards	152
Bogie boards/light screens	154
Rulings and accessories	155

**PRODUCTS AND MATERIALS**

Tabletops and surfaces	156
Table edges	158
PAGHOLZ®	159
The A2S Service	160

42



96



126



142



156





Our furniture is manufactured by 400 employees in Germany, because short distances protect the environment.

**MADE  
IN  
GERMANY**



### A GOOD EXAMPLE OF EDUCATION.

The careful use of resources stands for our conviction that quality and sustainability belong together. As educational institution, we have a special responsibility in this respect: Our products will shape future generations.

This is precisely why we are committed to carefully treating nature and the environment by

- avoiding tropical woods
- not using substances containing solvents
- remaining significantly below the legal emission limits
- producing low-dust and low-sound
- reducing packaging
- efficiently disposing of waste

We would be delighted if this commitment is to be rewarded: Our products are repeatedly awarded numerous seals of approval and certificates. This motivates us every day anew to put safety and quality into practice. And to work on many new developments that we make transparent - through regular checks by independent experts and in our own laboratory. Because quality is the benchmark for us, today and tomorrow.






**OUR MOST IMPORTANT TOOL: THE EAR.**

When we at A2S develop a new product, the first thing we do is work with our ears. Our experience tells us: Our customers know exactly what requirements the ideal chair or table must meet. That is why we take the time to listen to them in peace. The result is furniture such as Flex, which enables flexible learning and can cope with the tough everyday school life. Flex is full of intelligent ideas: Its waisted backrest allows people to sit upside down from time

to time, so that the "owners" can stay healthy in motion. Also its floor protectors are not only gentle on the floor, but also on the nerves. Flex is just one of many examples to show: For designing and realisation of our chairs and tables we love to learn from our customers. Our field service advises you already during planning and conception of your rooms and can thus take all wishes and requirements into

account. In order to give you an idea of how living and working with our ideas will change, we present photorealistic drafts of your plans in advance. This is how rooms are created according to your ideas - with A2S as your competent partner.





### WE'RE HERE FOR YOU.

Our customer service department takes care of everything else, so that you can concentrate fully on your educational work. And that even before you buy anything from us:

Our sales representatives will be happy to inform and advise you on site and discuss all your wishes with you. The A2S planners set everything up according to your ideas and,

if desired, visualise the planned room photorealistically in advance. We deliver your furniture mostly pre-assembled, some larger pieces we assemble on site.

In the unlikely event that something does not meet your expectations or a spare part is required, we will resolve the issue, quickly and reliably - and that's a promise!



**SIZE 2**

Pupil size 3' 6.52" - 3' 11.64"  
Table height 1' 8.87"  
Seat height 1' 0.20"



**SIZE 3**

Pupil size 3' 10.85" - 4' 7.90"  
Table height 1' 11.23"  
Seat height 1' 1.78"



**SIZE 4**

Pupil size 4' 4.36" - 5' 2.60"  
Table height 2' 1.20"  
Seat height 1' 2.96"



**SIZE 5**

Pupil size 4' 9.48" - 5' 9.29"  
Table height 2' 3.95"  
Seat height 1' 4.93"



**SIZE 6**

Pupil size 5' 2.60" - 6' 2.01"  
Table height 2' 5.92"  
Seat height 1' 6.11"



**SIZE 7**

Pupil size 5' 8.50" - 6' 9.50"  
Table height 2' 8.28"  
Seat height 1' 8.08"



**CHILDREN BECOME PEOPLE.**

Children often grow faster than you think. It is therefore particularly important to take into account in spatial planning that a first-grader can grow up to 2' 7.50" taller before he or she is finally full-grown. If you check every six months whether the tables and chairs still have the right height for all students, you are on the safe side: Is the foot position still correct? Are the elbows at the same level as the table surface when sitting upright?

Furniture from A2S offers six size divisions, which can be easily distinguished thanks to their coloured labelings. There is also an extra size with an extra wide seat available for all pupils and adults who are a little more strongly built.

Due to this, you can always be sure that everyone is sitting well and comfortably - no matter what stage of growth someone is currently in.



A2S CHAIR SERIES

Plastic			12	20								
PAGHOLZ® Woodmark						14	16	18	30	20		
Multiplex						20	22	22	24	24		
Solid wood						26	27	27				
Office chairs Conference chairs Upholstered chairs							28	28	30	30	32	33
Stools Benches							34	34	34	34	36	36
Standing/sitting combinations						38	39	39	40	40		

Further frame variants and all options for the chairs shown can be found on the pages indicated.




**7853**  
FLEX with the worldwide patented Z-shaped frame

## FLEX | PLASTIC SHELL




- ergonomically shaped plastic shell made of robust, recyclable polypropylene in 7 attractive colors, see A2S material overview
- inverted sitting, saddle sitting and casual sitting are additionally supported by the design
- easy cleaning due to special A2S surface structure
- channel for ventilation and relief of the spinal column
- grip hole in the lordosis area, grip recesses on the upper back edge and underside of the chair
- available in many different frame shapes or with base also in powder coating, the color selection of the steel colors can be found on our A2S material overview



Supports the toning of the muscles through its ergonomic shape and promotes variable, fatigue-free sitting, e.g. saddle sitting



FLEX seat shell with integrated ventilation ducts. The closed surface prevents soiling and thus the formation of mould inside the shell



A2S floorsafe® floor protectors protect the underground, even when tilted, Patent # 10 2010 039 292 A1



**7854** FLEX C-shape with cross brace, with A2S floorsafe® floor protectors, liftable



**7854** FLEX C-shape with upholstery



**7874.002** FLEX 4-legged with writing surface



**7873/7876** FLEX gas-lift swivel chair



**7416.036** FLEX footrest chair with large seat shell and comfortable one-handed operation\*



**7873.002** FLEX gas-lift swivel chair with foot ring

### 78 SERIES | FLEX



MODEL	7874	7853	7854	7416.035/.036	7876/7873	7875
Powder-coated frame	4-legs	Z-shape	C-shape	Footrest chair	Gas-lift I/II	Turning spindle
Powder-coated base					Aluminium	Steel
Size	2-7	2-7	2-7	2-4/3-4, 1' 3.75"	3-5/5-7	5-7
Seat height				1' 8.47" / 1' 6.90"	1' 0.99"-1' 4.93" / 1' 4.14"-1' 9.26"	1' 4.14"-1' 8.87"
Weight · size 6	11 lb 14 oz	13 lb 14 oz	11 lb 14 oz	13 lb 11 oz/16 lb 2 oz	16 lb 2 oz	16 lb 5 oz
Stackability	5 pieces	2 pieces	4 pieces	3 pieces		

### OPTIONS


Chrome-plated frame	■	■	■	■	Polished ALU	Polished ALU
Upholstery shell · size 5-7	■	■	■		- / ■	■
A2S floorsafe®		■	including			
Felt floor protectors	■	■	■	■	■	■
Row connection			■			
Table suspension					- / <b>7873.005</b>	
Castors, load-dependent braking					■	■
3-D rocker mechanism					■	
Partial foot ring					- / ■	
Elevation with foot ring 1' 8.87"-2' 4.74"						<b>7873.002</b>
Cross brace · size 5-7			■			
Book storage basket · size 5-7	■		■			
Writing surface · size 6/7					<b>7874.002</b>	

\*The adjustable footrest allows small and large children to sit together at the same table - learning at eye level





**7811** PAGHOLZ®  
C-shape sliding chair,  
5 chairs stackable



Resistant to chemicals



Scratch- and wear-resistant



Shock- and break-proof

## 78 SERIES | PAGHOLZ® SHELL



- PAGHOLZ® shell: resilient because it is scratch- and impact-resistant, break-proof and glow-resistant, water resistant and flexible (info p. 159)
- ergonomically adapted shell shape or any size from 2-7 (info p. 8-9)
- individual seat depth for each shell size
- optional with round or oval grip hole on top
- PAGHOLZ® shell in color wood stained possible, see A2S material overview
- seat and back upholstery possible in fabric groups 1-4, see A2S material overview
- available in many different frame shapes or with base also in powder coating, the color selection of the steel colors can be found on our A2S material overview



**7805** Sliding chair with seat upholstery



**7850.012** Four-legged chair  
with writing surface



**7416.032** Footrest chair  
with large seat shell and comfortable  
one-hand operation\*



**7899** Bar stool



**8385.002** Gas-lift swivel chair  
with foot ring



**8345/8385** Gas-lift swivel chair  
with partial foot ring

### 78 SERIES | PAGHOLZ® SHELL



MODEL	7800/7805	7850	7811	7416.031/.032	7899	8345/8385	7847
Powder-coated frame	Sliding chair	4-legged	C-shape	Footrest chair	Bar stool	Gas-lift I/II	Turning spindle
Powder-coated base						Aluminium	Steel
Size	2-7/6E	4, 5, 6E, 7	2-7	2-4/3-4, 1' 3.75"		3-5/5-7	5-7
Seat height				1' 8.47"/1' 6.90"	2' 6.71"	1' 0.2"-1' 4.54"/ 1' 4.14"-1' 10.05"	1' 3.75"- 1' 10.83"
Weight · size 6	10 lb 9 oz/ 11 lb 0 oz	11 lb 4 oz	11 lb 0 oz	12 lb 13 oz/ 13 lb 4 oz	18 lb 12 oz	16 lb 9 oz/ 19 lb 13 oz	13 lb 11 oz
Stackability · size 6	7 pieces	10 pieces	5 pieces	3 pieces			


### OPTIONS

Chrome-plated frame	■	■	■	■	■	■	Polished ALU
PAGHOLZ® shell color wood	■	■	■	■	■	■	■
A2S floorsafe®							including
Felt floor protector	■	■	■	■	■	■	■
Upholstery seat/back only 6E, 7	- / ■	■	■	■	■	- / ■	■
Row connection		<b>7860</b>	■				
Table suspension						- / ■	
Handle hole (n.w. back upholstery)	■	■	■	■	■	■	■
Castors, load-dependent braking						■	<b>7849</b>
2-D rocker mechanism lockable						■	
Partial foot ring						- / ■	
Elevation with foot ring 1' 6.11"-2' 1.98"							<b>8385.002</b>
Cross brace · size 5-7				■			
Writing surface only 6E							<b>7850.012</b>

\*The adjustable footrest allows small and large children to sit together at the same table



**7200** Sliding chair PAGHOLZ® shell nature  
15 pieces stackable



Resistant to chemicals



Scratch- and wear-resistant



Shock- and break-proof

## 72 SERIES | PAGHOLZ® SHELL

- ergonomically adapted shell shape in sizes 2-7, thus universally applicable
- PAGHOLZ® shell: CO<sub>2</sub>-neutral through natural materials, therefore very ecological (info p. 159)
- extra stable shape with comfortable, straight back
- optional with round or oval grip hole on top
- PAGHOLZ® shell in color wood stained possible, see A2S material overview
- seat and back upholstery possible in fabric groups 1-4, see A2S material overview
- available in many different frame shapes or with base also in powder coating, the color selection of the steel colors can be found on our A2S material overview



**7205** Sliding chair



**3305** Four-legged chair



**7307** C-shape sliding chair



**8346/8386** Gas-lift swivel chair



**8386** Gas-lift swivel chair with partial foot ring



**8386.002** Raised gas-lift swivel chair with foot ring

### 72 SERIES | PAGHOLZ® SHELL



MODEL	7200/7205	3305	7307	8346/8386	7846
Powder-coated frame	Sliding chair	4-legged	C-shape	Gas-lift I/II	Turning spindle
Powder-coated base				Aluminium	Steel
Size	2-7/6E, 7	6E, 7	2-7, 6E	3-5/5-7	5-7
Height adjustability				1' 0.20"-1' 4.54"/ 1' 4.14"-1' 10.05"	1' 3.75"-1' 10.83"
Weight · size 6	10 lb 13 oz	9 lb 11 oz	10 lb 13 oz	13 lb 7 oz/17 lb 10 oz	13 lb 14 oz
Stackability without upholstery · size 6	15 pieces	13 pieces	5 pieces		

### OPTIONS

Chrome-plated frame	■	■	■	Polished ALU	
PAGHOLZ® shell color wood	■	■	■	■	■
A2S floorsafe®			including		
Felt floor protectors	■	■	■	■	■
Upholstery seat/back only 6E, 7	- / ■	■	■	- / ■	■
Row connection only 6E, 7		<b>3205</b>	■		
Handle hole (n.w. back upholstery)	■	■	■	■	■
Castors, load-dependent braking				■	<b>7826</b>
2-D rocker mechanism lockable or 3-D rocker mechanism				■	
Partial foot ring				- / ■	
Elevation with foot ring					<b>8386.002</b>
Cross brace · size 5-7			■		




**7802** CHANGE sliding chair PAGHOLZ® shell stained black-brown  
**7270** CHANGE school desk PAGHOLZ® board black brown stained

**CHANGE SERIES | PAGHOLZ®**



- PAGHOLZ® shell: resilient because it is scratch- and impact-resistant, break-proof and glow resistant, water resistant and flexible (info p. 159)
- different comfortable sitting positions when sitting invertedly
- filigree, robust chair frame made of 0.63"/0.08" thick, chromed round tube with plastic floor protectors
- PAGHOLZ® seat shell and table top in PAGHOLZ® natural or color wood black-brown stained, see A2S material overview
- seat and back upholstery possible in fabric groups 1-4, see A2S material overview



Resistant to chemicals



Scratch- and wear-resistant



Shock- and break-proof



**7270** 5 tables stackable



**7813** C-shape 5 chairs stackable



**7813** CHANGE chair C-shape  
**7270** CHANGE School desk

Standard incl. A2S piggyback equipment

Standard incl. A2S floorsafe® as standard

**CHANGE CHAIR**



MODEL	7802	7813
Frame	Sliding chair	C-shape
Size	6	6
Weight	17 lb 10 oz	9 lb 8 oz
Stackability	5 pieces	5 pieces

**OPTIONS**

Chrome-plated frame	including	■
Powder-coated frame		including
A2S floorsafe®		including
Felt floor protectors	■	■
Upholstery seat/back	■	■
Row connection		■
Cross brace		■
Use	Training and seminar rooms Classrooms	Training and seminar rooms Classrooms

**CHANGE SCHOOL DESK**



MODEL	7270	7270.002
Frame	1-seater	1-seater
Size	6	6
Panel dimensions	2' 3.56" x 1' 9.65"	2' 11.43" x 1' 9.65"
Weight · size 6	39 lb 11 oz	41 lb 14 oz
Stackability	5 pieces	

**OPTIONS**

Chrome-plated frame	including	including
Felt floor protectors	■	■
Use	Training and seminar rooms Classrooms	Training and seminar rooms Classrooms



**7100 WOODMARK** sliding chair with C-shape frame  
Scratch-resistant seat and back surface  
available in many fresh colors




## 71 SERIES | MULTIPLEX/WOODMARK

- ideal for small rooms with little space, as no chair legs disturb when getting in and out
- extremely robust and durable due to the solid construction
- stable welded oval tube made of 0.08" thick steel, scratch-resistant because powder-coated
- scratch-resistant wood surface due to our unique WOODMARK melamine resin coating
- WOODMARK seat and back available in stained color wood, see A2S material overview
- seat and back upholstery possible in fabric groups 1-4, see A2S material overview

## 6100 | PLASTIC CHAIR

- seat and back made of polypropylene, recyclable
- ergonomically shaped with integrated ventilation channels
- seat and back available in red, blue and grey
- optional with felt floor protectors with kick protection
- in sizes 5 - 7
- frame in RAL 9006 chrome silver



WOODMARK seat  
with embossed nubs for  
non-slip seating



Floor protectors  
with kick protection



**7100 WOODMARK** C-shape  
sliding chair,  
5 chairs stackable



**7130/7132** Sliding chair,  
3-way height adjustable frame



**7120** C-shape sliding chair  
with writing surface



**6100** Sliding chair  
with seat and back made of plastic



**8383** Gas-lift swivel chair








**8382** Gas-lift swivel chair  
with partial foot ring



**8382.002** Gas-lift swivel chair  
with foot ring

### 71 SERIES | MULTIPLEX/WOODMARK

					
<b>MODEL</b>	<b>7110</b>	<b>7100</b>	<b>7130/7132</b>	<b>8342/8382</b>	<b>7950</b>
Design	Multiplex seat without nubs	WOODMARK seat with nubs	WOODMARK seat with nubs	WOODMARK seat with nubs	WOODMARK seat with nubs
Powder-coated frame	C-shape	C-shape	height adjustable	Gas-lift I/II	Turning spindle
Powder-coated base				Aluminium	Steel
Size	2-7	2-7	3-5/5-7	3-5/5-7	5-7
Height adjustability			1' 1.39"-1' 4.54"/ 1' 4.54"-1' 7.68"	1' 0.20"-1' 4.54"/ 1' 4.14"-1' 10.05"	1' 4.14"-1' 11.23"
Weight · size 6	14 lb 12 oz	14 lb 12 oz	17 lb 10 oz/24 lb 15 oz	19 lb 13 oz	19 lb 6 oz
Stackability without upholstery · size 6	5 pieces	5 pieces	3/4 pieces		

### OPTIONS

Seat and back WOODMARK	including	including	including	including
Seat and back plastic	<b>6100</b>			
PAGHOLZ® color wood	■	■	■	■
Polished ALU frame			■	
Felt floor protectors	■	■	■	■
Upholstery seat/seat + back · size 6		<b>7105/7106</b>		<b>8383/8384</b>
Row connection	■	■		
Castors, load-dependent braking			■	<b>7960</b>
Partial foot ring			- / ■	
Elevation with foot ring			- /	<b>8382.002</b>
Writing surface · size 6-7		<b>7120</b>		



**7470.003**  
Four-legged chair with seat and back upholstery



Also with seat upholstery up to 9 chairs vertically stackable due to stacking bar



Optional with panic-proof row connection; rows of chairs in rooms with more than 20 seats, e.g. also in the auditorium, must be linked according to §10/1 of the Assembly Rooms Ordinance

## 74 SERIES | MULTIPLEX SHELL



- vertically stackable up to 9 chairs
- micro-alloyed, 0.79"/0.06" thick, chromed round steel tube
- solid beech multiplex shell, environmentally friendly varnished with water-based lacquer
- optional with trapezoidal grip hole on top
- shell Multiplex veneer direction longitudinal in color wood stained possible, see A2S material overview
- shell Multiplex veneer direction transverse with CPL-coating with especially scratch-resistant surface possible, but without grip hole, see A2S material overview
- on request with seat and back upholstery in fabric groups 1-4 possible, see A2S material overview



**7470.003** Four-legged chair



**7471.010** Four-legged chair with row connection, with CPL-coated pan



**7470.004** Four-legged chair



**7419.010** Cantilever chair



**7429.011** Cantilever chair



**8379** Gas-lift swivel chair

### 7470 SERIES | MULTIPLEX SHELL



MODEL	7470.003	7470.004	7470.010	7819.010	7419.010	7419.011	8379
Frame	4-legged	4-legged	4-legged	C-shape	Cantilever chair	Cantilever chair	Gas-lift
Size	6	6	6	6	6	6	5-7
Weight	11 lb 14 oz	11 lb 14 oz	14 lb 12 oz	17 lb 14 oz	14 lb 5 oz	16 lb 9 oz	15 lb 7 oz
Stackability (also with upholstery)	9 pieces	9 pieces	9 pieces	5 pieces	5 pieces		

### OPTIONS

Chrome-plated frame	including	including	including	■	including	including	Polished ALU
Powder-coated frame	■	■	■	including	■	■	including
Shell veneer direction	longitudinal	longitudinal	transverse	transverse	transverse		transverse
Shell color wood	■	■					
Shell CPL coating (without grip hole)			■	■	■		■
A2S floorsafe®				including			
Felt floor protectors	■	■	■	■	■	■	■
Seat upholstery	■	■	■	■	■	including	■
Back upholstery	■		■	■	■	including	■
Row connection	<b>7471.003</b>	<b>7471.004</b>	<b>7471.010</b>		<b>7429.010</b>	<b>7429.011</b>	
Armrests							
Handle hole (n. w. CPL/back upholstery)	■		■	■	■		■
Castors, load-dependent braking							■
3-D rocker mechanism							■
Partial foot ring							■
Elevation with foot ring							<b>8379.002</b>
1' 6.11"-2' 1.98"							
Cross brace				■			



**7470.009**  
Beech multiplex shell round with four-legged frame in many attractive colors, optionally with kidney-shaped grip hole



**7822** With seat and back upholstery



Up to 9 chairs stackable, also with upholstery



Optional with seat and back upholstery



**7470.005**  
Beech multiplex shell, waisted and color wood stained with four-legged frame, optionally with trapezoidal grip hole



Up to 9 chairs stackable, also with upholstery

## 74 SERIES | MULTIPLEX SHELLROUND/WAISTED



- classic seat shell shapes for all applications
- made of solid beech multiplex, environmentally friendly varnished with water-based lacquer
- micro-alloyed, 0.79"/0.06" thick, chromed round steel tube
- optional with kidney-shaped grip hole at the top for round shells and trapezoid-shaped shells with a waisted cut
- Multiplex shell in color wood stained possible, see A2S material overview
- on request with seat and back upholstery in fabric groups 1-4 possible, see A2S material overview

### 74 SERIES | MULTIPLEX ROUND SHELL



MODEL	7470.009	7822	8338/8378
Frame	4-legged	C-shape	Gas-lift I/II
Base			Aluminium
Size	6	2-7	3-5/5-7
Height adjustability			1' 0.2"-1' 4.54"/ 1' 4.14"-1' 10.05"
Weight · size 6	14 lb 16 oz	17 lb 10 oz	15 lb 7 oz/ 17 lb 10 oz
Stackability without upholstery · size 6	9 pieces	9 pieces	

### MULTIPLEX WAISTED SHELL



MODEL	7470.005	7818	8337/8377
Frame	4-legged	C-shape	Gas-lift I/II
Base			Aluminium
Size	6	2-7	3-5/5-7
Height adjustability			1' 0.20"-1' 4.54"/ 1' 4.14"-1' 10.05"
Weight · size 6	11 lb 14 oz	17 lb 10 oz	15 lb 7 oz/ 17 lb 10 oz
Stackability without upholstery · size 6	9 pieces	9 pieces	

### OPTIONS

Chrome-plated frame	including	■	- / Polished ALU	including	■	- / Polished ALU
Powder-coated frame	■	including	including	■	including	including
Shell veneer direction	longitudinal	longitudinal	longitudinal	longitudinal	longitudinal	longitudinal
Shell color wood	■	■	■	■	■	■
A2S floorsafe®		including			including	
Felt floor protectors	■	■	■	■	■	■
Seat upholstery size 6, 7	■	■	- / ■	■	■	- / ■
Back upholstery size 6, 7	■	■	- / ■	■	■	- / ■
Row connection	<b>7471.009</b>	■		<b>7471.005</b>	■	
Handle hole (n.w. back upholstery)	■ kidney shape	■ kidney shape	■ kidney shape	■ trapezoidal	■ trapezoidal	■ trapezoidal
Castors, load-dependent braking			■			■
2-D rocker mechanism lockable or 3-D rocker mechanism			■			- / ■
Partial foot ring			- / ■			- / ■
Elevation with foot ring			<b>8378.002</b>			<b>8377.002</b>
Cross brace		■			■	





**7097**  
Solid wood chair in sizes 2-6

## 7097 | SOLID WOOD CHAIR

- seat and back available in stained color wood, for color selection see A2S material overview
- optional with seat and back upholstery in fabric groups 1-4, see A2S material overview
- solid beech wood frame
- environmentally friendly sealed with water-based lacquer
- durable due to doweled, glued and screwed connections
- up to 6 chairs stackable



Solid beech wood;  
environmentally friendly sealed  
with water-based lacquer



Up to 5 chairs stackable



Softly rounded seat surface at  
the front for comfortable sitting

## 52 SERIES | SOLID WOOD CHAIRS



- seat and back made of ergonomically shaped, solid beech multiplex
- frame made of solid beech wood, 2.17" x 1.18" thick
- environmentally friendly sealed with water-based lacquer
- optional with armrest made of solid beech wood
- optional seat and back in color wood stained possible, see A2S material overview
- without upholstery up to 6 chairs stackable
- seat and back upholstery possible in fabric groups 1-4, see A2S material overview


## 7000 | SOLID WOOD CHAIR



- robust two-column construction made of solid beech wood, mortised and doweled
- frame, seat and back environmentally friendly lacquered with water-based lacquer
- seat and back in beech multiplex optionally stained in color wood, see A2S material overview



Equipment for chair  
suspension: protects the table  
surface and the chair remains  
securely on the table



Durable due to mortised,  
doweled and glued connections



Suitable combination:  
**7000** Solid wood chair  
**7010/7030** Solid wood table

### 7097 | SOLID WOOD CHAIR



<b>MODEL</b>	<b>7097</b>
Frame natural varnished beech	4-legged
Size	2-6
Weight · size 6	13 lb 0 oz
Stackability without upholstery · size 6	6 pieces

### OPTIONS

Seat and back color wood	■
Felt floor protectors	■
Seat upholstery	■
Seat and back upholstery	■

### 52 SERIES | SOLID WOOD CHAIRS



<b>5261</b>	<b>5271</b>
4-legged	4-legged with armrests
6	6
15 lb 14 oz	18 lb 15 oz
6 pieces	5 pieces

■	■
■	■
<b>5262</b>	<b>5272</b>
<b>5263</b>	<b>5273</b>

### 7000 SOLID WOOD CHAIR



<b>7000</b>
Sliding chair
2-7
12 lb 13 oz

■
■





**9349.002** Office swivel chair with mesh back, with headrest and 3D armrests

## PREMIUM OFFICE SWIVEL CHAIR



- synchronous, dynamic movement sequence permanently movable with locking of the back in 5 positions
- seat inclination and seat depth adjustment. Adjustable back 20°, seat 6° and seat depth adjustment range 2.36"
- black mesh back 1' 10.05" high
- headrest black mesh 5.91" high and height adjustable by 2.95"
- independent adjustment of the lumbar support by membrane tension
- backrest with fabric cover 1' 9.26" high
- models with upholstered seat and fabric back available with fabric groups 1-3, see A2S material overview
- models with upholstered seat and mesh back available with price groups 1-3, expect artificial leather, see A2S material overview
- optional with 3D armrests black, rotatable as well as height, width and depth adjustable
- gas-lift seat height adjustment incl. seat depth springing: 1' 5.72"-1' 10.05"
- 5-arm base in die-cast aluminium, polished aluminium or RAL 9005 black with load-dependent braked safety castors



**9348.002** Office swivel chair with mesh back, with 3D armrests



**9354.002** Office swivel chair with fabric back, with 3D armrests



**9352.002** Office swivel chair with mesh back and armrests



**9353.002** Office swivel chair with fabric back with armrests

## STANDARD OFFICE SWIVEL CHAIR

- synchronous mechanism with locking of the back in 4 positions
- seat inclination adjustment: Back 22°, seat 13°
- black mesh back 1' 8.47" high
- backrest with fabric cover 1' 9.26" high
- models with upholstered seat and fabric back available with fabric groups 1-3, see A2S material overview
- models with upholstered seat and mesh back available with price groups 1-3, expect artificial leather, see A2S material overview
- with lumbar support adjustment
- optional with armrests black
- gas-lift seat height adjustment 1' 5.72"-1' 10.05"
- 5-arm base, black nylon with load-dependent braked safety castors

### PREMIUM OFFICE SWIVEL CHAIR

### STANDARD OFFICE SWIVEL CHAIR

<b>MODEL</b>	<b>9349.001</b>	<b>9348.001</b>	<b>9354.001</b>	<b>9352.001</b>	<b>9353.001</b>	
Base	Polished ALU	Polished ALU	Polished ALU	Nylon black	Nylon black	
Back	Mesh black*	Mesh black*	Fabric cover**	Mesh black*	Fabric cover**	
Headrest	■	■	■	■	■	
Lordosis adjustment	■	■	■	■	■	
Height adjustability	1' 5.72"-1' 10.05"	1' 5.72"-1' 10.05"	1' 5.72"-1' 10.05"	1' 5.72"-1' 10.05"	1' 5.72"-1' 10.05"	
Dimensions W/H/D	2' 1.98"/3' 9.67"-4' 5.15"/2' 0.80"	2' 1.98"/3' 3.76"-3' 8.09"/2' 0.80"	2' 1.98"/3' 2.19"-3' 10.46"/2' 0.21"	2' 1.98"/3' 2.19"-3' 10.46"/2' 0.21"	2' 1.98"/3' 2.19"-3' 10.46"/2' 0.21"	
Weight	52 lb 15 oz	50 lb 11 oz	37 lb 8 oz	33 lb 1 oz	37 lb 8 oz	
<b>OPTIONS</b>						
Base aluminium die-cast black	■	■	■	■	■	
Armrests/3D armrests	- / <b>9349.002</b>	- / <b>9348.002</b>	- / <b>9354.002</b>	<b>9352.002</b> / -	<b>9353.002</b> / -	
Hard castors for soft floors	including	including	including	including	including	
Soft castors for hard floors	■	■	■	■	■	

\* available with price groups 1-3, expect artificial leather


\*\* non-upholstered back, structure like mesh back, but fabric-covered, available with fabric groups 1-3







**9335** WAVE office swivel chair with wave-shaped seat and back upholstery



Resistant to chemicals



Scratch- and wear-resistant



Shock- and break-proof

## WAVE SERIES CONFERENCE AND OFFICE SWIVEL CHAIR



- PAGHOLZ® shell: particularly slim design, therefore flexible and yet break-proof (info p. 159)
- PAGHOLZ® shell in PAGHOLZ® natural or color wood black-brown, see A2S material overview
- on request with flat or wave upholstery on seat and back, see A2S material overview
- infinitely variable height adjustment from 1' 4.54"-1' 8.08" by gas-lift with depth spring
- synchronous mechanism with one-hand lever adjustment
- seat inclination mechanism with weight adjustment, inclination 0° - 18° lockable in 5 positions
- 5-legged, polished die-cast aluminium frame with load dependent braked safety double castors



**7414** Cantilever chair



**7424** Cantilever chair with armrests



**7410** Four-legged chair



**7410** Four-legged chair, 5 chairs stackable without upholstery

### WAVE | CONFERENCE AND OFFICE SWIVEL CHAIR



MODEL	7410	7414	9335
Chrome-plated frame	4-legged	Cantilever chair	Gas-lift
Base			Polished ALU
Size	6	6	5-7
Height adjustability			1' 4.54"-1' 8.08"
Weight	22 lb 1 oz	22 lb 1 oz	27 lb 5 oz
Stackability without upholstery · size 6	5 pieces	5 pieces	

### OPTIONS

	7424	
Armrests	■	■
Felt floor protectors	■	■
Wave upholstery on seat	■	■
Wave upholstery on back	■	■
Flat upholstery on seat	■	■
Flat upholstery on back	■	■





**9251.002** Cantilever conference chair with mesh back and armrests



**9252.002** Four-legged with mesh back and armrests



**9253.002** Cantilever fully upholstery with armrests



**9254.002** Four-legged chair fully upholstered with armrests

## CONFERENCE CHAIR

- black mesh back, height 11.02"
- back fully upholstered, height 1' 3.35"
- full upholstery in material groups 1-4 possible, see A2S material overview
- cantilever and four-legged frame in chrome-plated round tube, stackable
- frame optionally powder-coated in RAL 9006 chrome silver or RAL 9005 black
- optional with armrests

### CONFERENCE CHAIR



### STACKING TRANSPORTER



MODEL	9251.001	9252.001	9253.001	9254.001	9250
Chrome-plated frame	Cantilever chair	4-legged	Cantilever chair	4-legged	for 4-legged model series 9252 and 9254
Back	Mesh	Mesh	Upholstery	Upholstery	
Seat height	1' 6.11"	1' 6.11"	1' 6.11"	1' 6.11"	
Dimensions W/H/D	1' 8.87"/2' 8.68"/1' 10.44"	1' 8.87"/2' 7.50"/1' 10.44"	1' 8.87"/2' 9.86"/1' 10.44"	1' 8.87"/2' 8.68"/1' 9.65"	
Weight	13 lb 4 oz	13 lb 4 oz	17 lb 10 oz	15 lb 7 oz	11 lb 0 oz
Stackability	4 pieces	4 pieces	4 pieces	4 pieces	4 pieces

### OPTIONS

Powder-coated frame	RAL 9006 chrome silver RAL 9005 black	RAL 9006 chrome silver RAL 9005 black	RAL 9006 chrome silver RAL 9005 black	RAL 9006 chrome silver RAL 9005 black
Felt floor protectors	■	■	■	■
Armrests	<b>9251.002</b>	<b>9252.002</b>	<b>9253.002</b>	<b>9254.002</b>
Dimensions with armrests W/H/D	1' 11.62"/2' 8.68"/1' 10.44"	1' 11.62"/2' 7.50"/1' 10.44"	1' 11.62"/2' 9.86"/1' 10.44"	1' 11.62"/2' 8.68"/1' 9.65"
Weight with armrests	15 lb 7 oz	15 lb 7 oz	19 lb 13 oz	17 lb 10 oz



**9374.002** Lounge chair 3-colored with 2D-rocker function



Fabric selectable in 3 colors within a fabric group



**9376.001** Upholstered armchair 3-colored, solid ash wood

## UPHOLSTERED/LOUNGE CHAIR

- 1- or 3-colored fabric cover possible in fabric groups 1-4, see A2S material overview
- upholstered gas-lift swivel chair with rocker mechanism incl. lock
- 5-arm base with load-dependently braked safety castors
- lounge chair wire frame with 2D rocker function
- four-legged frame in ash solid wood natural varnished



**9370** Gas-lift swivel chair 3-colored with load dependent braked safety castors

### UPHOLSTERED/LOUNGE CHAIR



MODEL	9370	9374.001	9374.002	9376.001
Frame	Gas-lift base	Wire frame	Wire frame	4-legged
	Polished ALU	RAL 9006 chrome silver RAL 9010 white RAL 9005 black	RAL 9006 chrome silver RAL 9010 white RAL 9005 black	Ash solid wood
Seat height	1' 6.90"-1' 10.83"	1' 6.11"	1' 6.11"	1' 6.11"
2D rocker function		■	■	
Dimensions W/H/D	2' 3.17"/2' 8.28"-3' 1.40"/2' 0.80"	1' 11.62"/2' 8.28"/1' 11.62"	1' 11.62"/2' 5.13"/2' 0.41"	1' 11.62"/2' 8.68"/2' 0.41"
Weight	30 lb 14 oz	26 lb 7 oz	26 lb 7 oz	24 lb 4 oz
Certification		GS Certificate	GS Certificate	GS Certificate

### OPTIONS

Frame	RAL 9005 black	chrome-plated	chrome-plated
Hard castors for soft floors	including		
Soft castors for hard floors	■		
Felt floor protectors		■	■



**8389** Gas-lift swivel stool with load-dependent braked castors  
PAGHOLZ®-seat natural



Resistant to chemicals



Scratch- and wear-resistant



Shock- and break-proof

## STOOL

### PAGHOLZ®/MULTIPLEX

- PAGHOLZ®-seat: resilient, because it is scratch- and impact-resistant, break-proof and glow-resistant, water-resistant and flexible
- all frames are scratch-resistant powder-coated
- 4-legged stool optional with foot ring or foot rests at various heights, up to 15 pieces stackable
- turning spindle with continuously welded, 5-arm steel base with plastic floor protectors, infinitely variable in height
- gas-lift with stable, 5-legged base made of die-cast aluminium, infinitely height adjustable, optional with felt floor protectors or with load-dependent braked safety double castors
- on request seat in color wood stained possible, see A2S material overview

### TURNING SPINDLE STOOL

- upholstery made of foam
- seat upholstery available in material groups 1-4, see A2S material overview
- ash frame legs solid wood natural varnished
- upper part of the frame powder-coated, optional in RAL 9005 black or RAL 9010 white
- height adjustment by means of turning spindle

### PLASTIC STOOL

- plastic recyclable
- seat height adjustment by hand strap from 1' 5.72"-2' 0.80" by safety gas-lift
- soft seat inlay and base in RAL 7012 basalt grey
- stable stand, as underside is slip-resistant
- available in the colors black, grey-white, red, lemon and pastel turquoise



**7984** PAGHOLZ® four-legged stools, stackable up to 15 pieces



**7984.002** PAGHOLZ® four-legged stool with all-round foot ring, non-stackable



**7984014/7984017** PAGHOLZ® four-legged stools with foot rests at different heights



**7936** PAGHOLZ® Turning spindle stool



**9377.001** Upholstered stool, solid ash wood frame



**7940** Plastic stool with seat height adjustment

### STOOL




MODEL	7984	7984014/7984017	8349/8389	7936	9377.001	7940
Frame	4-legged	4-legged	Gas-lift I/II	Turning spindle	4-legged wood	
Base			Aluminium	Steel		
Head office	PAGHOLZ®	PAGHOLZ®	PAGHOLZ®	PAGHOLZ®	upholstered	Plastic
Size	6	6	2-5/4-7	5-7	6	6
Height	1' 6.11", 1' 7.68", 1' 9.65"	1' 9.65"/1' 6.11"	11.81"-1' 4.14"/1' 3.35"-1' 9.26"	1' 3.75"-1' 10.83"	1' 6.9"-2' 2.77"	1' 5.72"-2' 0.8"
Weight	6 lb 13 oz	8 lb 13 oz/6 lb 13 oz	9 lb 4 oz/11 lb 0 oz	13 lb 4 oz	15 lb 7 oz	9 lb 8 oz
Stackability	15 pieces	9 pieces				

### OPTIONS

Chrome-plated frame	■	■	Polished ALU		Oak	
Powder-coated frame	including	including	including	including	RAL 9005/9010	
Seat multiplex	■	■	■	■		
PAGHOLZ® color wood	■	■	■	■		
Felt floor protectors	■	■	■	■	■	
Castors, load-dependent braking			■	<b>7935</b>		
Foot ring	<b>7984.002</b>					
Various foot rests					2-5/2-4 +1' 3.75"	






Solid beech multiplex edge crowned natural varnished




9445.160 Bench with castors

## BENCHES

- seats made of solid beech multiplex or beech wood
- environmentally friendly sealed with water-based lacquer
- beech multiplex seat with HPL coating available in many finishes, see A2S material overview
- powder-coated frame in various colors, see A2S material overview
- stackable bench optional with castors ideal for flexible use



9459.004 Bench solid wood with middle bar



9440 Changing room bench double-sided



9430 Changing room bench one-sided



9445.100 Bench, stackable. Retrofittable with castors at any time



Stackable 5 pieces



With 2 castors on one side for easy changeover

### BENCHES



MODEL	9459.004	9445.100	9430	9440	9450
Frame	Solid wood	■	one-sided	double-sided	■
Powder-coated frame	■	■	■	■	■
Seat solid beech wood	Multiplex board	Multiplex board	■	■	■
Backrest	■	■	■	■	■
Size/seat height	1' 2.96"	3/4/5/6	1' 4.54"	1' 4.54"	1' 4.54"
Lengths	3' 11.24"	3' 3.37"/3' 11.24"/5' 2.99"/5' 10.87"/6' 6.74"	3' 3.37"/6' 6.74"/9' 10.11"/13' 1.48"	3' 3.37"/6' 6.74"/9' 10.11"/13' 1.48"	3' 3.37"/6' 6.74"/9' 10.11"/13' 1.48"
Weight	19 lb 13 oz	18 lb 13 oz	66 lb 2 oz	88 lb 3 oz	44 lb 1 oz
Stackability		5 pieces			

### OPTIONS

Chrome-plated frame	■
Castors can be retrofitted	■
Felt floor protectors	■
Shoe tray	9460
With rear crossbar	9469.004



**3639** CHANGE high table 2-seater  
**7897** CHANGE bench 2-seater  
**7898** CHANGE bench 1-seater

## CHANGE | HIGH TABLE AND BENCHES

- filigree lounge furniture for comfortable sitting
- closed skid as subconstruction, made of chrome-plated, micro-alloyed round steel, each with plastic floor protectors, optional with felt floor protectors
- with stable cross braces as supports for the feet
- CHANGE series seat and table top in PAGHOLZ® natural or color wood black-brown
- barstool seat in CPL black coated

### CHANGE HIGH TABLE AND BENCHES



MODEL	7897	7898	3639	7896
Frame	Bench 2-seater	Bench 1-seater	High table 4' 3.18" x 2' 1.59"	Bar stool
Seat/table top	PAGHOLZ®	PAGHOLZ®	PAGHOLZ®	Beech plywood
Height	2' 10.65"	2' 10.65"	3' 10.46"	2' 8.68"
Weight	30 lb 14 oz	22 lb 1 oz	39 lb 11 oz	15 lb 7 oz

### OPTIONS

Chrome-plated frame	including	including	including	
Brushed stainless steel				including
Felt floor protectors	■	■	■	■



**9378** High table  
**9377.002** Turning spindle stool

## TURNING SPINDLE STOOL AND HIGH TABLE

- frame in solid wood ash or optional in natural lacquered oak
- upper part of the frame powder-coated in RAL 9005 black or RAL 9010 white
- table frame equipped with two bag hooks
- tabletop melamine coated white or optional in solid oak
- stool height adjustable by means of a turning spindle
- table and stool with foot ring in brushed stainless steel
- stool seat upholstered, fabric as desired 2-colored, see A2S material overview
- upholstery made of foam

### TURNING SPINDLE STOOL AND HIGH TABLE



MODEL	9377.002	9378
Solid wood frame	Ash	Ash
Frame upper part powder-coated	■	■
Height	2' 4.35"-3' 0.22"	3' 7.31"
Table top Ø		1' 11.62"
Table top finish		Pure white
Weight	19 lb 13 oz	30 lb 14 oz

### OPTIONS

Solid wood frame	Oak	Oak
Table top natural oak		■
Felt floor protectors	■	■







**3101.208** SOLID table  
**3103.194** SOLID bench  
**3104.194** Bench upholstery



Optional with integrated sockets



Integrated cable channel under the table top



Optional with floor mounting



## 31 SERIES | SOLID TABLES AND BENCHES

- made of 1.50" thick 3-layer finish board B1 according to DIN 4102
- 0.08" plastic edge in table top color
- available in three heights
- completely demountable system
- floor protectors with level compensation
- optional with floor mounting and integrated sockets incl. cable duct
- version with privacy screen available for high tables
- use: All-day rooms, assembly hall, cafeteria, canteen, hallway
- bench upholstery cover available with fabric groups 2-4, see A2S material overview



**3101.208** SOLID table equipped with central sockets  
**7899** Bar stool



**3112.208** SOLID table with privacy screen equipped with sockets at the front and lateral cable outlets

### 31 SERIES | SOLID TABLES

### WITH FOOTREST

### WITH BACK WALL



	2' 1.20" AND 2' 5.53"	3' 7.31"	3' 7.31"
<b>HEIGHT</b>			
Plate dimensions 3' 11.24" x 2' 7.5"	3101.128	3102.128	3112.128
Plate dimensions 4' 7.12" x 2' 7.5"	3101.148	3102.148	3112.148
Plate dimensions 5' 2.99" x 2' 7.5"	3101.168	3102.168	3112.168
Plate dimensions 5' 10.87" x 2' 7.5"	3101.188	3102.188	3112.188
Plate dimensions 6' 6.74" x 2' 7.5"	3101.208	3102.208	3112.208
Footrest	■	■	■
Privacy screen			■

### OPTIONS

Cable outlet	■	■	■
Floor mounting	■	■	■
2-way power socket with USB charger*	■	■	■
2-way socket with network*	■	■	■

\* 1 x central up to W 4' 7.12", 1 x left and 1 x right from W 5' 2.99"

### 31 SERIES | SOLID BENCHES

### WITH FOOTREST

### BENCH UPHOLSTERY




	1' 2.96" AND 1' 5.72"	2' 5.53"	
<b>SEAT HEIGHT</b>			
Seat area 3' 7.31" x 1' 2.96"	3103.114	3105.114	3104.114
Seat area 4' 3.18" x 1' 2.96"	3103.134	3105.134	3104.134
Seat area 4' 11.05" x 1' 2.96"	3103.154	3105.154	3104.154
Seat area 5' 6.93" x 1' 2.96"	3103.174	3105.174	3104.174
Seat area 6' 2.80" x 1' 2.96"	3103.194	3105.194	3104.194

### OPTIONS

Floor mounting	■	■	
----------------	---	---	--





A2S TABLE SERIES



Classroom tables 44 46 48 50 52 54



Height-adjustable tables 56 58 58 60 62



Teacher's desks 63 64 64 64 64



Specialist room tables 66 68



Folding tables 70 72 74 75 76



Table systems | Containers 78 82 86 92 92 94

Other table sizes, tabletop materials and all options for the tables shown can be found on the pages indicated. You will find our selection of colors, fabrics, finishes and materials in our A2S material overview.



**7280** Four-legged classroom table with WOODMARK table top, Tidy Box and 2 castors optional



Easy to stack from the front also with book storage or Tidy Box



With piggyback equipment to prevent the table top from sliding down or scratching when tables are stacked



Optional with stable castors for easy movement in flexible teaching

## 7280 SERIES | CLASSROOM TABLES



- due to the unique asymmetrical frame, the tables are stackable and can be placed side by side without joints
- sturdy, yet lightweight round tube steel frame, scratch-resistant powder-coated or chrome-plated
- available in frame size 2-7
- working surfaces with multi-layer melamine resin coating, thus scratch-resistant, shock-proof and glare-free
- as standard we deliver the table with a 0.12" plastic edge in the color of the top, see A2S material overview
- other possible board designs: Edge beech concealed edge band crowned, ASSODUR®-Multiplex, WOODMARK or 0.47" compact board, color selection see A2S material overview
- optional with 2 castors on the long side, mobile and therefore flexibly adjustable



**7280** Four-legged classroom table with WOODMARK table top  
**7416.035** Footrest chair FLEX with comfortable one-hand operation of the footrest - learning at eye level



Up to 4 tables stackable



**7280.005** Four-legged classroom table 2-seater with WOODMARK table top, chrome frame, with Tidy Boxes

### 7280 SERIES | CLASSROOM TABLES



MODEL	7280	7280	7280.002	7280.005	7280.008
Powder-coated frame	1-seater	1-seater	1-seater	2-seater	2-seater
Size	2-7	2-7	2-7	2-7	2-7
Plate dimensions W x D	2' 3.56" x 1' 7.68"	2' 3.56" x 1' 9.65"	2' 5.53" x 2' 1.59"	4' 3.18" x 1' 7.68"/ 1' 9.65"	4' 3.18" x 2' 1.59"
Weight · size 6	31 lb 15 oz	33 lb 1 oz	36 lb 6 oz	46 lb 5 oz	55 lb 2 oz
Stackability	4 pieces	4 pieces	4 pieces	4 pieces	4 pieces
OPTIONS					
Chrome-plated frame	■	■	■	■	■
Felt floor protectors	■	■	■	■	■
2 castors on the long side*		■	■	- / ■	■
Book storage basket zinc-plated	■	■	■	■	■
Chair suspension	■	■	■	■	■
Bag hook	including	including	including	including	including
Guide rails with Tidy Box A4	■	■	■	■	■

\*only available in combination with felt floor protectors





**7530** Classroom table 1-seater, optional with chair suspension



Chair suspension under the table top optional



Easy side entry, ideal for small rooms



A2S floor protectors with kick plate protect the floor and table feet from scratches and are easy to change

## 75 SERIES | CLASSROOM TABLES



- absolutely robust, torsion-free oval tube steel frame (1.97" x 1.18" x 0.08") scratch-resistant powder-coated with board support, for extra large boards with double web
- easy side entry, ideal for small rooms
- available in frame size 2-7
- working surfaces with multi-layer melamine resin coating, thus scratch-resistant, shock-proof and glare-free
- as standard we deliver the table with a 0.12" plastic edge in the color of the table top, see A2S material overview
- other possible board designs: Edge beech concealed edge band crowned, ASSODUR®-Multiplex, WOODMARK or 0.47" compact board, color selection see A2S material overview



**7536** Classroom table, 2-seater with double column and 0.47" compact board  
**7854** FLEX C-shape chair

### 75 SERIES | CLASSROOM TABLES



MODEL	7530	7530	7532	7534	7534	7536	7538
Powder-coated frame	1-seater	1-seater	1-seater	2-seater	2-seater	2-seater	2-seater
Size	2-7	2-7	2-7	2-7	2-7	2-7	2-7
Plate dimensions W x D	2' 3.56" x 1' 7.68"	2' 3.56" x 1' 9.65"	2' 5.53" x 2' 1.59"	4' 3.18" x 1' 7.68"	4' 3.18" x 1' 9.65"	4' 3.18" x 2' 1.59"	4' 11.05" x 2' 1.59"
Weight · size 6	37 lb 8 oz	38 lb 9 oz	41 lb 14 oz	50 lb 11 oz	52 lb 15 oz	57 lb 5 oz	61 lb 12 oz

### OPTIONS

WOODMARK board	■	■	■	■	■	■	■
Book storage basket zinc-plated	■	■	■	■	■	■	■
Chair suspension	■	■	■	■	■	■	■
Felt floor protectors with kick plate	■	■	■	■	■	■	■
Bag hook	including	including	including	including	including	including	including
Guide rails with Tidy Box A4	<b>7530003</b>	<b>7530003</b>	■	■	■	■	■





9530 Classroom table 1-seater with Tidy Box A4



In the Tidy Box, even small utensils such as erasers or rulers are in good hands.



The Tidy Box with exchangeable name badge is available in 2 sizes and in 5 colors, see A2S material overview

## 95 SERIES | CLASSROOM TABLES



- robust, torsion-free double-column construction (1.57" x 0.79" x 0.06" and 1.97" x 1.18" x 0.08") scratch-resistant powder-coated, with board support for 2-seater, selection of steel colors see A2S material overview
- available in frame size 2-7
- working surfaces with multi-layer melamine resin coating, thus scratch-resistant, shock-proof and glare-free
- as standard we deliver the table with a 0.12" plastic edge in the color of the top, see A2S material overview
- other possible board designs: Edge beech concealed edge band crowned, ASSODUR®, Multiplex, WOODMARK or 0.47" compact board, color selection see A2S material overview



9534 Classroom table 2-seater with chair suspensions in WOODMARK maple finish  
7100 WOODMARK sliding chair in maple finish

### 95 SERIES | CLASSROOM TABLES



MODEL	9530	9530	9532	9534	9534	9536	9538
Powder-coated frame	1-seater	1-seater	1-seater	2-seater	2-seater	2-seater	2-seater
Size	2-7	2-7	2-7	2-7	2-7	2-7	2-7
Plate dimensions W x D	2' 3.56" x 1' 7.68"	2' 3.56" x 1' 9.65"	2' 5.53" x 2' 1.59"	4' 3.18" x 1' 7.68"	4' 3.18" x 1' 9.65"	4' 3.18" x 2' 1.59"	4' 11.05" x 2' 1.59"
Weight · size 6	28 lb 11 oz	29 lb 12 oz	33 lb 1 oz	40 lb 13 oz	42 lb 16 oz	44 lb 1 oz	47 lb 6 oz

OPTIONS							
WOODMARK board	■	■	■	■	■	■	
Book storage basket zinc-plated	■	■	■	■	■	■	■
Chair suspension	■	■	■	■	■	■	■
Bag hook	including	including	including	including	including	including	including
Guide rails with small Tidy Box A4	■	■	■	■	■	■	■
Felt floor protectors	■	■	■	■	■	■	■



**7010** Solid wood sliding table, 1-seater with bag hook  
**7000** Solid wood sliding table



**7030** Wooden sliding table, 2-seater, solid wood, environmentally friendly protected with water-based lacquer

## 70 SERIES | CLASSROOM TABLES



- solid beech frame from sustainable forestry, environmentally friendly varnished with water-based lacquer
- extra stable with continuously mortised and glued connections
- available in frame size 2-7
- working surfaces with multi-layer melamine resin coating, thus scratch-resistant, shock-proof and glare-free
- as standard we deliver the table with a 0.12" plastic edge in the color of the top, see A2S material overview
- other possible board designs: Edge beech concealed edge band crowned, ASSODUR®, Multiplex, WOODMARK or 0.47" compact board, color selection see A2S material overview

### 70 SERIES | CLASSROOM TABLES



MODEL	7010	7010	7030	7030
Frame natural beech, varnished	1-seater	1-seater	2-seater	2-seater
Size	2-7	2-7	2-7	2-7
Plate dimensions W x D	2' 3.56" x 1' 7.68"	2' 3.56" x 1' 9.65"	4' 3.18" x 1' 7.68"	4' 3.18" x 1' 9.65"
Weight · size 6	24 lb 4 oz	25 lb 6 oz	39 lb 11 oz	44 lb 1 oz

### OPTIONS

Book storage basket zinc-plated	■	■	■	■
Felt floor protectors	■	■	■	■
Bag hook	■	■	■	■





**7220** Classroom table 2-seater  
optional with chair suspension  
**7307** PAGHOLZ® C-shape sliding chair










**7210** 1-seater with WOODMARK board  
**7853** FLEX Z-shape

## 72/73 SERIES | CLASSROOM TABLES

- absolutely robust round tube steel frame (1.18" x 0.08"), scratch-resistant powder-coated or chrome-plated, with board support for 2-seater
- available in frame size 2-7
- working surfaces with multi-layer melamine resin coating, thus scratch-resistant, shock-proof and glare-free
- as standard we deliver the table with a 0.12" plastic edge in the color of the top, see A2S material overview
- other possible board designs: Edge beech concealed edge band crowned, ASSODUR®, Multiplex, WOODMARK or 0.47" compact board, color selection see A2S material overview

### 72/73 SERIES | CLASSROOM TABLES

							
<b>MODEL</b>	<b>7210</b>	<b>7210</b>	<b>7310</b>	<b>7220</b>	<b>7220</b>	<b>7320</b>	<b>7340</b>
Powder-coated frame	1-seater	1-seater	1-seater	2-seater	2-seater	2-seater	2-seater
Size	2-7	2-7	2-7	2-7	2-7	2-7	2-7
Plate dimensions W x D	2' 3.56" x 1' 7.68"	2' 3.56" x 1' 9.65"	2' 5.53" x 2' 1.59"	4' 3.18" x 1' 7.68"	4' 3.18" x 1' 9.65"	4' 3.18" x 2' 1.59"	4' 11.05" x 2' 1.59"
Weight · size 6	18 lb 12 oz	19 lb 13 oz	26 lb 7 oz	33 lb 1 oz	35 lb 4 oz	39 lb 11 oz	44 lb 1 oz

#### OPTIONS

WOODMARK board	■	■	■	■	■	■	■
Book storage basket zinc-plated*	■	■	■	■	■	■	■
Chair suspension*	■	■	■	■	■	■	■
Bag hook	including	including	including	including	including	including	including
Felt floor protectors	■	■	■	■	■	■	■

\*either book storage basket or chair suspension





**8564** Classroom table 2-seater with WOODMARK board, optional with chair suspension  
**7811** PAGHOLZ® C-shape with handle hole



Easy cleaning of table top and floor due to chair suspension



**856 Series**  
 can be seated from both sides - ideal for group work



A2S floor protectors protect floor and table feet from scratching

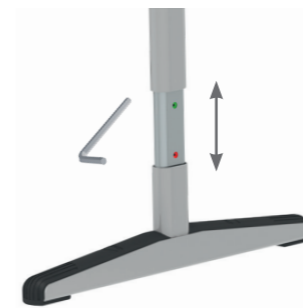
## 856 SERIES CLASSROOM TABLES FIXED AND HEIGHT-ADJUSTABLE



- robust, torsion-free oval column construction (1.97" x 1.18" x 0.08"), scratch-resistant powder-coated, with crossbar (1.97" x 0.79" x 0.08") and board support for 2-seater
- available in fixed frame sizes 2-7
- height-adjustable models with grid height adjustment by means of screw connection for sizes 3-6 and 4-7
- for further height-adjustable classroom tables see page 56
- incl. A2S floor protectors, protect the floor and table feet from scratches
- working surfaces with multi-layer melamine resin coating, thus scratch-resistant, shock-proof and glare-free
- as standard we deliver the table with a 0.12" plastic edge in the color of the top, see A2S material overview
- other possible board designs: Edge beech concealed edge band crowned, ASSODUR®, Multiplex, WOODMARK or 0.47" compact board, color selection see A2S material overview



**8580.135** Classroom table 2-seater with grid height adjustment and book storage basket



Multiple height adjustments with allen key



Optional with book storage basket



Including bag hook on the right or on both sides for 2-seater

### 856 SERIES | CLASSROOM TABLES

MODEL	<b>8560</b>	<b>8562</b>	<b>8564</b>	<b>8566</b>	<b>8567</b>
Powder-coated frame	1-seater	1-seater	2-seater	2-seater	2-seater
Size	2-7	2-7	2-7	2-7	2-7
Plate dimensions W x D	2' 3.56" x 1' 7.68"/1' 9.65"	2' 5.53" x 2' 1.59"	4' 3.18" x 1' 7.68"/1' 9.65"	4' 3.18" x 2' 1.59"	4' 11.05" x 2' 1.59"
Weight · size 6	27 lb 9 oz	30 lb 14 oz	41 lb 14 oz/44 lb 1 oz	44 lb 1 oz	48 lb 8 oz
Height-adjustable · size 3-6	<b>8581.075</b>	<b>8581.076</b>	<b>8581.135</b>		
Height adjustable · size 4-7	<b>8580.075</b>	<b>8580.076</b>	<b>8580.135</b>		

### OPTIONS

WOODMARK board	■	■	■	■	
Book storage basket zinc-plated*	■	■	■	■	■
Chair suspension*	■	■	■	■	■
Bag hook	including	including	including	including	including
Felt floor protectors	■	■	■	■	■

\*either book storage basket or chair suspension



Solid beech multiplex edge crowned natural varnished

**7750** Classroom table 1-seater height-adjustable  
Multiplex top, edges natural varnished, optional with chair suspension  
**7130/7132** WOODMARK sliding chair height-adjustable in sizes 3-5/5-7

## 77 SERIES HEIGHT-ADJUSTABLE CLASSROOM TABLES

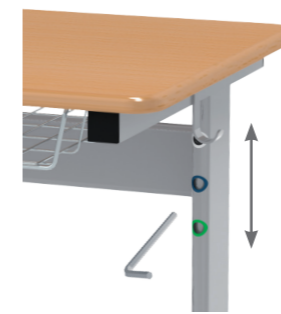


- robust metal frame, scratch-resistant due to powder coating, selection of colors see A2S material overview
- easy locking by grid height adjustment with snap lock and safety shut-off by Allen screw
- available in the 2 frame sizes 2-5 and 5-7
- incl. bag hook on the right or on both sides for 2-seater
- working surfaces with multi-layer melamine resin coating, therefore scratch-resistant, shock-proof and glare-free
- as standard we deliver the table with a 0.12" plastic edge in the color of the top, see A2S material overview
- other possible board designs: Edge beech concealed edge band crowned, ASSODUR®, Multiplex, WOODMARK or 0.47" compact board, color selection see A2S material overview



Multiple height adjustment, in sizes 2-5 or 5-7, with colored size labelings

**7755** Classroom table 2-seater height-adjustable with WOODMARK board, optional with Tidy Boxes A4



Multiple height adjustments with allen key







Tidy Boxes create order and more space on the work surface



A2S floor protectors with kick plate protect the floor and table feet from scratches and are easy to change

### 77 SERIES | HEIGHT-ADJUSTABLE CLASSROOM TABLES

				
MODEL	<b>7750</b>	<b>7760</b>	<b>7755</b>	<b>7765</b>
Powder-coated frame	1-seater	1-seater	2-seater	2-seater
Size	2-5/5-7	2-5/5-7	2-5/5-7	2-5/5-7
Height adjustability	1' 9.26"-2' 3.56"/ 2' 3.56"-2' 8.28"	1' 9.26"-2' 3.56"/ 2' 3.56"-2' 8.28"	1' 9.26"-2' 3.56"/ 2' 3.56"-2' 8.28"	1' 9.26"-2' 3.56"/ 2' 3.56"-2' 8.28"
Plate dimensions W x D	2' 3.56" x 1' 9.65"	2' 5.53" x 2' 1.59"	4' 3.18" x 1' 9.65"	4' 3.18" x 2' 1.59"
Weight	39 lb 11 oz/40 lb 13 oz	42 lb 16 oz/45 lb 3 oz	49 lb 10 oz/51 lb 13 oz	54 lb 0 oz/56 lb 3 oz

OPTIONS				
Book storage basket zinc-plated	■	■	■	■
Chair suspension	■	■	■	■
Felt floor protector with kick plate	■	■	■	■
Bag hook	including	including	including	including
Guide rails with Tidy Box A4	■	■	■	■



**7692** Classroom table 1-seater height-adjustable, with fixed table top  
**8389** PAGHOLZ® gas lift swivel stool

Feet with scratch protection and adjusting screws to level uneven floors

Bag hook on the right or on both sides for 2-seater

Infinitely variable in height by means of manually operated spindle gear with colored size labelings

## 76 SERIES HEIGHT-ADJUSTABLE CLASSROOM TABLES



- robust metal frame, scratch-resistant due to powder coating, selection of colors see A2S material overview
- adjustable from size 3-7
- incl. A2S floor protectors with kick plate, protect the floor and table feet from scratches and are easy to change
- working surfaces with multi-layer melamine resin coating, thus scratch-resistant, shock-proof and glare-free
- as standard we deliver the table with a 0.12" plastic edge in the color of the table top, see A2S material overview
- other possible board designs: Edge beech concealed edge band crowned, ASSODUR®, Multiplex, WOODMARK or 0.47" compact board, color selection see A2S material overview



## ACCESSORIES FOR CLASSROOM TABLES

### CHAIR SUSPENSIONS

<b>0200</b> suitable for chair models <b>7200/7205/7800/7805</b> PAGHOLZ® sliding chair	<b>0831</b> Zinc-plated steel with rubber coating suitable for chair models <b>7100</b> WOODMARK ssliding chair (size 3-7) <b>7307/7811/7813</b> PAGHOLZ® C-shape <b>7819.010/7822</b> Multiplex C-shape	<b>0837</b> suitable for chair models <b>8385</b> PAGHOLZ® gas lift swivel chair <b>7854</b> FLEX C-shape <b>7873</b> FLEX gas lift swivel chair <b>7875</b> FLEX swivel chair	<b>0881*/0882*</b> suitable for chair models <b>7873</b> FLEX gas lift swivel chair 3D rocker (size 5-7)/ <b>7876</b> FLEX gas lift swivel chair 3D rocker (size 3-5)

\* Only suitable for tables without front frame

### BOOK STORAGE BASKET

### TIDY BOXES

### BAG HOOK

<b>0303/0304</b> 1' 7.68" x 3.35" x 7.87", zinc-plated	<b>0886</b> 1' 0.2" x 2.95" x 1' 4.93", in 5 colors	<b>0540</b> galvanized

## 1110 | DRAWING TABLE



**1110** Drawing table with storage, optional with book stop

**1110** Drawing table with continuously tiltable and height-adjustable table top, board version exclusively in 3-layer finish board (E1), 0.03" glued with 0.08" plastic edge, for finish selection see A2S material overview

### 76 SERIES | HEIGHT-ADJUSTABLE CLASSROOM TABLES WITH STRAIGHT BOARD

<b>MODEL</b>	<b>7692</b>	<b>7697</b>	<b>1110</b>
Powder-coated frame	1-seater	2-seater	1-seater
Size	3-7	3-7	2' 5.92"
Height adjustability	1' 10.83"-2' 8.28"*	1' 10.83"-2' 8.28"*	0-90 degrees
Board inclination			2' 11.43" x 1' 11.62"
Plate dimensions W x D	2' 5.53" x 2' 1.59"	4' 3.18" x 2' 1.59"	61 lb 12 oz
Weight · size 6	55 lb 2 oz	88 lb 3 oz	

### OPTIONS

Book storage basket zinc-plated	■	■	■
Felt floor protectors with kick plate	■	■	■
Book stop			■
Removable crank	■	■	

\*The crank for height adjustment is fixed as standard, but can also be supplied with a removable crank on request.




**5580.168** OFFICE desk electrically height adjustable



Self-explanatory control element optional with memory function



Hidden cable management by hinged cable tray



Easy levelling of uneven floors

## OFFICE SERIES MOTORIZED HEIGHT-ADJUSTABLE OFFICE TABLES

- large adjustment range from 2' 0.8" to 4' 2" in height, therefore usable as a worktable and standing table
- stable frame even in standing height
- frame powder-coated in RAL 9006 chrome silver, RAL 9003 white or RAL 9005 black possible
- equipped with floor levellers
- hidden cable management by hinged metal cable tray incl. 6-way socket strip
- self-explanatory control element, optional with memory function
- note: Power supply required
- working surfaces with multi-layer melamine resin coating, therefore scratch-resistant, shock-proof and glare-free, for finishes see A2S material overview
- with a 0.12" plastic edge in board color, see A2S material overview



**5580.168** OFFICE table  
**9232.800** Rolling container  
**7873.002** FLEX gas lift swivel chair with elevation and foot ring



**5585.208** OFFICE table L-shaped  
**9335** WAVE gas lift swivel chair

### OFFICE SERIES | MOTORIZED HEIGHT-ADJUSTABLE OFFICE TABLES RECTANGULAR

MODEL	5580.148	5580.149	5580.168	5580.169	5580.188	5580.189	5580.208	5580.209
Frame powder-coated RAL 9006	■	■	■	■	■	■	■	■
motorized height-adjustability	2' 0.8"-4' 2"	2' 0.8"-4' 2"	2' 0.8"-4' 2"	2' 0.8"-4' 2"	2' 0.8"-4' 2"	2' 0.8"-4' 2"	2' 0.8"-4' 2"	2' 0.8"-4' 2"
Plate dimensions W x D	4' 7.12" x 2' 7.50"	4' 7.12" x 2' 11.43"	5' 2.99" x 2' 7.50"	5' 2.99" x 2' 11.43"	5' 10.87" x 2' 7.50"	5' 10.87" x 2' 11.43"	6' 6.74" x 2' 7.50"	6' 6.74" x 2' 11.43"
Weight	79 lb 6 oz	83 lb 12 oz	90 lb 6 oz	94 lb 13 oz	97 lb 0 oz	103 lb 10 oz	105 lb 13 oz	114 lb 10 oz
6-way Schuko power socket with 9' 10.11" supply cable	■	■	■	■	■	■	■	■

### OPTIONS

Frame black or white	■	■	■	■	■	■	■	■
Cable outlet	■	■	■	■	■	■	■	■
CPU holder <b>1876.020</b>	■	■	■	■	■	■	■	■
Front panel	<b>2050.142</b>	<b>2050.142</b>	<b>2050.162</b>	<b>2050.162</b>	<b>2050.182</b>	<b>2050.182</b>	<b>2050.202</b>	<b>2050.202</b>

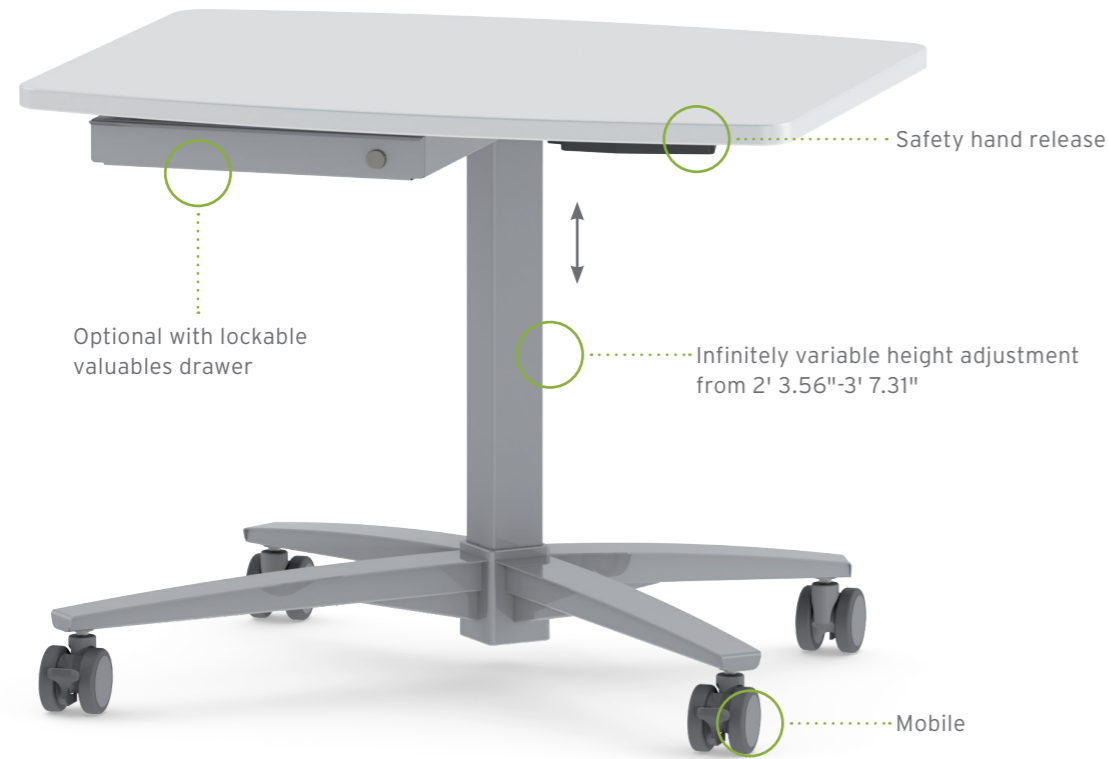
### OFFICE SERIES | MOTORIZED HEIGHT-ADJUSTABLE OFFICE TABLES L-SHAPE

MODEL	5585.208	5586.208
Variant	right	left
Powder-coated frame	■	■
Motorized height-adjustability	2' 0.8"-4' 2"	2' 0.8"-4' 2"
Plate dimensions W x D	6' 6.74" x 5' 2.99"/2' 7.50"	6' 6.74" x 5' 2.99"/2' 7.50"
Weight	189 lb 10 oz	189 lb 10 oz
6-way Schuko power socket with 9' 10.11" supply cable	■	■

### OPTIONS

Frame black or white	■	■
Cable outlet	■	■
CPU holder <b>1876.020</b>	■	■
Front panel	<b>2050.202</b>	<b>2050.202</b>





**7616.097** Barrel-shaped mono-column table, mobile with lockable valuables drawer

## 76 SERIES HEIGHT-ADJUSTABLE MONO-COLUMN TABLES



- large adjustment range from 2' 3.56" - 3' 7.31" height, therefore usable as work and standing table
- triggering of the height adjustment by means of encapsulated Bowden cable and safety hand release, which prevents unintentional release
- heavy-duty, torsion-resistant tubular steel table column
- optional all-steel valuables drawer under the table top
- frame powder-coated in RAL 9006 chrome silver
- optionally available with 0.47" compact board, not with front panel
- possible finish table tops see A2S material overview



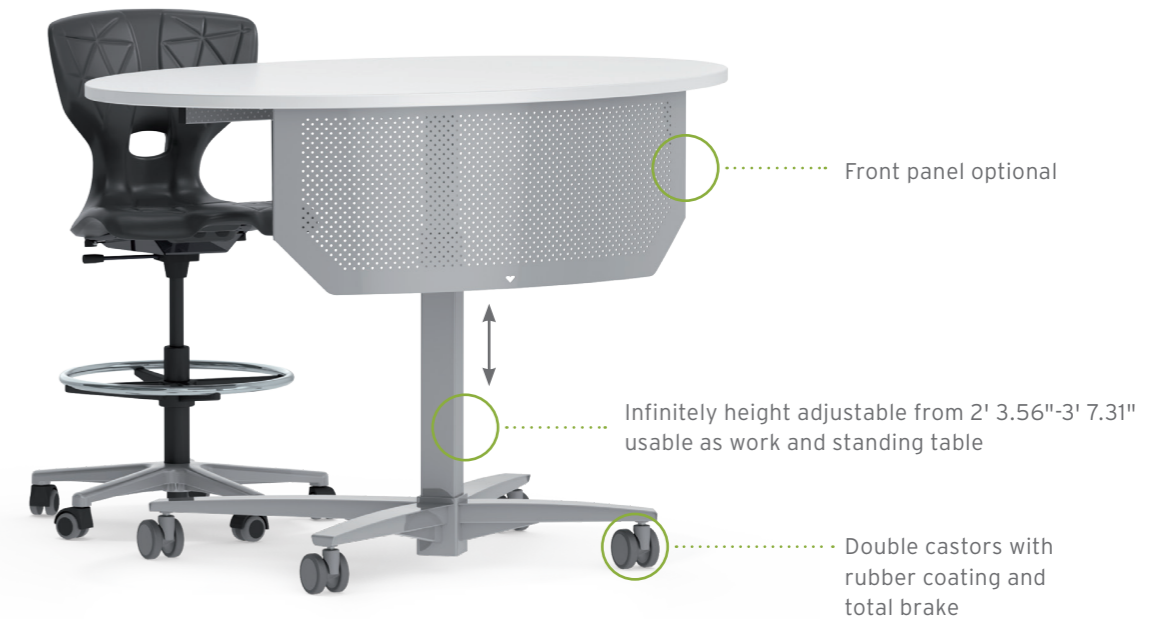
**7612.076** Rectangular mono-column table with 0.47" compact board, with H-shaped frame, 2 floor protectors with levelling at the front and 2 castors at the back



**7614.097** Barrel-shaped mono-column table with H-shaped frame, 2 floor protectors with levelling at the front and 2 castors at the back



**7618.080** Circular mono-column table 5-legged base frame with robust easy-running castors



**7620.138** Oval mono-column table with perforated sheet metal front panel  
**7873.002** FLEX gas lift swivel chair with foot ring

### 76 SERIES | PNEUMATIC HEIGHT-ADJUSTABLE MONO-COLUMN TABLES

BOARD					
<b>MODEL</b>	<b>7612.076</b>	<b>7614.097</b>	<b>7615.138</b>	<b>7616.097</b>	<b>7618.080</b>
Frame powder-coated RAL 9006	■	■	■	■	Polished ALU
Height adjustability	2' 3.56"-3' 7.31"	2' 3.56"-3' 7.31"	2' 3.56"-3' 7.31"	2' 3.56"-3' 7.31"	2' 6.31"-3' 9.67"
Plate dimensions W x D	2' 5.53" x 2' 1.59"	2' 11.43" x 2' 3.56"	4' 3.18" x 2' 7.50"	2' 11.43" x 2' 3.56"	∅ 2' 7.50"
Weight	41 lb 14 oz	47 lb 13 oz	68 lb 5 oz/69 lb 7 oz	42 lb 2 oz	38 lb 13 oz
Castors	■	■	■	■	■
<b>OPTIONS</b>					
Lockable valuables drawer			■	■	
Front panel			<b>7620.138*</b>		

\*not possible with compact board





**7268**  
Chrome-plated metal frame with two castors and a lockable base cabinet with two drawers

## TEACHER'S DESKS



- frames match the classroom tables: made of metal, scratch-resistant powder-coated, or solid wood natural beech varnished with transparent water-based lacquer
- model 7268 mobile with castors (suitable for classroom table model 7280)
- optional with felt floor protectors
- the base units and drawers are lockable as standard
- working surfaces 4' 3.18" x 2' 1.59" or 4' 11.05" x 2' 1.59" with additional melamine resin coating, therefore scratch and impact resistant and glare-free
- as standard, we supply the table with a 0.12" plastic edge in the color of the table top, for color selection see A2S material overview
- WOODMARK board not possible in size 4' 11.05" x 2' 1.59"
- other possible board designs: Edge beech concealed edge band crowned, ASSODUR®, Multiplex, WOODMARK or 0.47" compact board, color selection see A2S material overview



**7573.901** Base unit with storage compartment, with 1-door base unit on the right  
Frame 4-legged oval tube



**7357.902** Base unit with storage compartment, right base unit with utensil drawer and 3 drawers  
Skid frame



**7524.901** Base unit with storage compartment, with 1-door base unit and drawer on the left  
Frame C-shape oval tube



**7059.902** Base unit with storage compartment, left with 1-door base unit, right with utensil drawer and 3 drawers  
Frame solid wood beech natural varnished

**TEACHER'S DESKS BOARD SIZE 4' 3.18" X 2' 1.59"**



FRAME	7571.901	7572.901/7573.901	7574.901/7575.901	7576.901/7577.901	7268**
4-legged*					
C-shape*	7521.901	7522.901/7523.901	7524.901/7525.901	7526.901/7527.901	
Skid**	7351.901	7352.901/7353.901	7354.901/7355.901	7356.901/7357.901	
Solid beech wood	7051.901	7052.901/7053.901	7054.901/7055.901	7056.901/7057.901	
Cabinet		left/right	left/right	left/right	left or right
Dimensions W/D/H	4' 3.18" x 2' 1.59" x 2' 5.92"	4' 3.18" x 2' 1.59" x 2' 5.92"	4' 3.18" x 2' 1.59" x 2' 5.92"	4' 3.18" x 2' 1.59" x 2' 5.92"	4' 3.18" x 2' 1.59" x 2' 5.92"
Weight	102 lb 1 oz	119 lb 1 oz	127 lb 14 oz	143 lb 5 oz	119 lb 1 oz

\*powder-coated \*\*powder-coated; chrome-plated frame optionally available

**TEACHER'S DESKS BOARD SIZE 4' 11.05" X 2' 1.59"**



FRAME	7571.902	7572.902/7573.902	7574.902/7575.902	7576.902/7577.902	7578.902	7579.902
4-legged**						
C-shape*	7521.902	7522.902/7523.902	7524.902/7525.902	7526.902/7527.902	7528.902	7529.902
Skid**	7351.902	7352.902/7353.902	7354.902/7355.902	7356.902/7357.902	7358.902	7359.902
Solid beech wood	7051.902	7052.902/7053.902	7054.902/7055.902	7056.902/7057.902	7060.902	7059.902
Cabinet		left/right	left/right	left/right	on both sides	on both sides
Dimensions W/D/H	4' 11.05" x 2' 1.59" x 2' 5.92"	4' 11.05" x 2' 1.59" x 2' 5.92"	4' 11.05" x 2' 1.59" x 2' 5.92"	4' 11.05" x 2' 1.59" x 2' 5.92"	4' 11.05" x 2' 1.59" x 2' 5.92"	4' 11.05" x 2' 1.59" x 2' 5.92"
Weight	112 lb 7 oz	127 lb 14 oz	136 lb 11 oz	152 lb 2 oz	152 lb 2 oz	178 lb 9 oz

\*powder-coated \*\*powder-coated; chrome-plated frame optionally available



**1810.168** Computer table 2-seater, upstand at the back of the table top, optional with CPU holder  
**7873** FLEX gas lift swivel chair with load-dependent braked castors

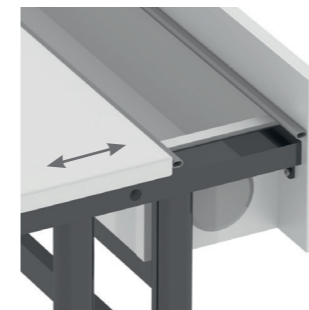
## 18 SERIES | COMPUTER TABLES



- absolutely stable, solid welded metal frame with scratch-resistant powder coating, color selection see A2S material overview
- 0.98" thick working surfaces with multi-layer melamine resin coating, therefore scratch-resistant, shock-proof and glare-free
- lockable board on slide fitting slides forward with lip seal at the back
- as standard, we supply the table with a 0.12" plastic edge in the color of the table top, for color selection see A2S material overview
- with installation channel for sockets, on request without upstand at the back
- frame is prepared to accommodate various attachments (see options)
- incl. A2S floor protectors, protect the floor and the table frame from scratches and are easy to change



**1810.168** Board on slide fitting slides forward for easy, hidden cable entry, sealed with rubber lip



18 SERIES COMPUTER TABLES	2' 7.50" DEEP	2' 3.56" DEEP
---------------------------	---------------	---------------

MODEL	1812.088	1811.128	1811.148	1810.168	1812.087	1811.127	1811.147	1810.167
Powder-coated frame	1-seater	1-seater	2-seater	2-seater	1-seater	1-seater	2-seater	2-seater
Height	2' 4.35"	2' 4.35"	2' 4.35"	2' 4.35"	2' 4.35"	2' 4.35"	2' 4.35"	2' 4.35"
Plate dimensions W x D	2' 7.50" x 2' 7.50"	3' 11.24" x 2' 7.50"	4' 7.12" x 2' 7.50"	5' 2.99" x 2' 7.50"	2' 7.50" x 2' 3.56"	3' 11.24" x 2' 3.56"	4' 7.12" x 2' 3.56"	5' 2.99" x 2' 3.56"
Weight	63 lb 4 oz	121 lb 4 oz	125 lb 11 oz	132 lb 4 oz	58 lb 3 oz	116 lb 14 oz	121 lb 4 oz	125 lb 11 oz

OPTIONS	1812.088	1811.128	1811.148	1810.168	1812.087	1811.127	1811.147	1810.167
CPU holder		■	■	■		■	■	■
CPU cabinet open		■	■	■				
CPU cabinet with door		■	■	■				
Connecting fitting for 2 tables	■	■	■	■	■	■	■	■
Connecting fitting for 2 tables with 1 corner element	■	■	■	■	■	■	■	■
Cable channel	■	■	■	■	■	■	■	■
Floor mounting	■	■	■	■	■	■	■	■
Floor leveller	■	■	■	■	■	■	■	■
6-way Schuko power socket with 9' 10.11" supply cable	■	■	■	■	■	■	■	■
Felt floor protectors with kick plate	■	■	■	■	■	■	■	■














**3930 Series**  
folding tables in 2 heights: 2' 4.35" and 2' 5.53"



Robust mechanics,  
easy to fold up



Easily stackable up to 16 tables  
thanks to hard rubber buffer



Suitable stacking trolley for safe and  
convenient transport of up to 10 tables,  
powder-coated RAL 9006 chrome silver

## 3930 SERIES | FOLDING TABLES



- seating at all four sides
- stable 4-legged folding frame made of round tube (1.57" x 0.08"), scratch-resistant powder-coated or chrome-plated
- easily stackable up to 16 tables thanks to hard rubber buffer
- equipped with an aluminium design frame (Fig. p. 72), laterally beveled in natural anodised finish
- optional with recessed solid wood frame and rounded corners - conceals the folding mechanism
- plastic floor protectors with level compensation
- working surfaces with multi-layer melamine resin coating, thus scratch-resistant, shock-proof and glare-free
- as standard we deliver the table with a 0.12" plastic edge in the color of the top,  
for finish selection see A2S material overview
- optional with robust ASSODUR®-edge or solid wood edge, concealed edge band crowned and natural lacquered
- glued chipboard from a width of 5' 2.99" with aluminium frame



**3930 Series** allows four-sided seating,  
flexible arrangement in row or in group possible  
**7813 CHANGE** C-shape chair

3930 SERIES FOLDING TABLES	3' 11.24"	4' 7.12"	5' 2.99"	5' 10.87"						
<b>MODEL</b>	<b>3930.126</b>	<b>3930.127</b>	<b>3930.128</b>	<b>3930.147</b>	<b>3930.148</b>	<b>3930.167</b>	<b>3930.168</b>	<b>3930.187</b>	<b>3930.188</b>	<b>3930.189</b>
Powder-coated frame	■	■	■	■	■	■	■	■	■	■
Height	2' 4.35" 2' 5.53"	2' 4.35" 2' 5.53"	2' 4.35" 2' 5.53"	2' 4.35" 2' 5.53"	2' 4.35" 2' 5.53"	2' 4.35" 2' 5.53"	2' 4.35" 2' 5.53"	2' 4.35" 2' 5.53"	2' 4.35" 2' 5.53"	2' 4.35" 2' 5.53"
Dimensions W x D	3' 11.24" x 1' 11.62"	3' 11.24" x 2' 3.56"	3' 11.24" x 2' 7.50"	4' 7.12" x 2' 3.56"	4' 7.12" x 2' 7.50"	5' 2.99" x 2' 3.56"	5' 2.99" x 2' 7.50"	5' 10.87" x 2' 3.56"	5' 10.87" x 2' 7.50"	5' 10.87" x 2' 11.43"
Weight with aluminium frame	53 lb 9 oz/ 54 lb 11 oz	59 lb 5 oz/ 60 lb 7 oz	64 lb 6 oz/ 65 lb 8 oz	65 lb 15 oz/ 67 lb 0 oz	70 lb 9 oz/ 71 lb 10 oz	73 lb 10 oz/ 74 lb 12 oz	76 lb 15 oz/ 78 lb 1 oz	75 lb 13 oz/ 76 lb 15 oz	83 lb 2 oz/ 84 lb 3 oz	89 lb 15 oz/ 91 lb 1 oz
<b>OPTIONS</b>										
ASSODUR® edge	■	■	■	■	■	■	■	■	■	■
Chrome frame	■	■	■	■	■	■	■	■	■	■
Recessed solid wood frame with rounded corners	■	■	■	■	■	■	■	■	■	■
Felt floor protectors	■	■	■	■	■	■	■	■	■	■
Stacking trolley <b>3899.147</b> (up to 5' 2.99")	■	■	■	■	■	■	■			
Stacking trolley <b>3899.187</b> (5' 6.93"-5' 10.87")								■	■	■









Office chairs: Info p. 30

Containers: Info p. 92

**2010** Hexagonal corner unit combined with two **2001** Rectangular tables

Side and front panels are available in various colors and designs. Ask your A2S area manager.

## 2000 SERIES | DEMOUNTABLE METAL DESK SYSTEM



- demountable, absolutely robust metal frame, scratch-resistant powder-coated or chrome-plated
- directly coated side panels made of round tube (1.57" x 0.08"), frames made of square tube (1.57" x 0.79" x 0.08")
- 0.98" thick, directly coated chipboard in a particularly scratch-resistant and shock-proof design
- as standard we deliver the table with a 0.12" plastic edge in the color of the top, for finish selection see A2S material overview
- different table top sizes and shapes (info p. 80-81)
- rectangular table tops optional with 1.57" corner radius
- optional 3.94" height-adjustable
- many accessories, e.g. CPU holder or cable channels (info p. 89)
- plastic floor protectors with level compensation
- for your individually planned table combination, please contact your A2S area manager
- available in two different table heights: 2' 4.35" and 2' 5.53"



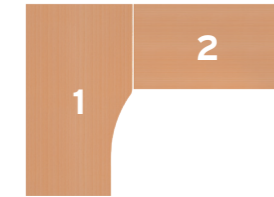
## TABLE COMBINATIONS

Do you manage extensive paper documents which need to be permanently available, do you make a lot of phone calls or have frequent meetings at your workplace? A2S offers the right solution for every work area to you - your A2S area manager will be happy to advise you.

EXAMPLES:



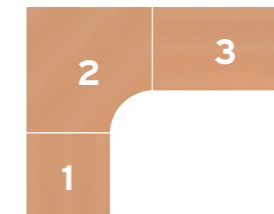
Single workstation as corner combination for smaller rooms



Consisting of  
Table 1: **2031/2er** 90° extension table  
Table 2: **2001s** rectangular table



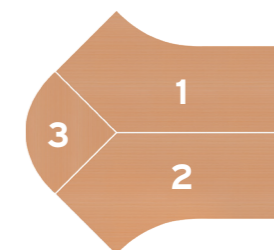
Generous individual workstation with recessed connecting frames for more legroom



Consisting of  
Table 1: **2001s** rectangular table  
Table 2: **2011s** pentagonal table  
Table 3: **2001s** rectangular table



Two workstations opposite each other with corner unit as visitor's seat or additional storage



Consisting of  
Table 1: **2030/28s** 45° extension table right  
Table 2: **2029/27s** 45° extension table left  
Table 3: **2016.080** rounded corner unit or **2017.080** straight corner plate

You will find further table combinations and tabletop variants on the following pages.

## INDIVIDUALLY CONFIGURED TABLES

With variable frames, different table top shapes and extensive accessories, such as table attachments or panels, we can plan your workplace to suit your individual needs. Contact your A2S area manager.

	1' 11.62" DEEP			2' 3.56" DEEP				
<b>MODEL</b>	<b>2001.066*</b>	<b>2001.106</b>	<b>2001.126</b>	<b>2001.077</b>	<b>2001.107</b>	<b>2001.127</b>	<b>2001.147</b>	<b>2001.167</b>
Dimensions	1' 11.62" x 1' 11.62"	3' 3.37" x 1' 11.62"	3' 11.24" x 1' 11.62"	2' 3.56" x 2' 3.56"	3' 3.37" x 2' 3.56"	3' 11.24" x 2' 3.56"	4' 7.12" x 2' 3.56"	5' 2.99" x 2' 3.56"
Weight H 2' 4.35"/ 2' 5.53"	25 lb 6 oz/ 26 lb 7 oz	38 lb 9 oz/ 39 lb 11 oz	45 lb 3 oz/ 46 lb 5 oz	31 lb 15 oz/ 33 lb 1 oz	42 lb 16 oz/ 44 lb 1 oz	54 lb 0 oz/ 55 lb 2 oz	60 lb 10 oz/ 61 lb 12 oz	68 lb 5 oz/ 70 lb 9 oz

\* ATTENTION: Consider the width of the chair frame!

	2' 7.50" DEEP							
<b>MODEL</b>	<b>2001.088</b>	<b>2001.108</b>	<b>2001.128</b>	<b>2001.148</b>	<b>2001.168</b>	<b>2001.188</b>	<b>2001.208</b>	
Dimensions	2' 7.50" x 2' 7.50"	3' 3.37" x 2' 7.50"	3' 11.24" x 2' 7.50"	4' 7.12" x 2' 7.50"	5' 2.99" x 2' 7.50"	5' 10.87" x 2' 7.50"	6' 6.74" x 2' 7.50"	
Weight H 2' 4.35"/ 2' 5.53"	38 lb 9 oz/ 39 lb 11 oz	49 lb 10 oz/ 50 lb 11 oz	58 lb 7 oz/ 59 lb 8 oz	62 lb 13 oz/ 63 lb 15 oz	71 lb 10 oz/ 72 lb 12 oz	82 lb 11 oz/ 83 lb 12 oz	87 lb 1 oz/ 88 lb 3 oz	

	2' 11.43" DEEP						3' 3.37" DEEP		
<b>MODEL</b>	<b>2001.099</b>	<b>2001.109</b>	<b>2001.129</b>	<b>2001.149</b>	<b>2001.169</b>	<b>2001.189</b>	<b>2001.209</b>	<b>2001.100</b>	<b>2001.200</b>
Dimensions	2' 11.43" x 2' 11.43"	3' 3.37" x 2' 11.43"	3' 11.24" x 2' 11.43"	4' 7.12" x 2' 11.43"	5' 2.99" x 2' 11.43"	5' 10.87" x 2' 11.43"	6' 6.74" x 2' 11.43"	3' 3.37" x 3' 3.37"	6' 6.74" x 3' 3.37"
Weight H 2' 4.35"/ 2' 5.53"	45 lb 3 oz/ 46 lb 5 oz	54 lb 0 oz/ 55 lb 2 oz	62 lb 13 oz/ 63 lb 15 oz	71 lb 10 oz/ 72 lb 12 oz	89 lb 5 oz/ 90 lb 6 oz	98 lb 2 oz/ 99 lb 3 oz	104 lb 12 oz/ 105 lb 13 oz	51 lb 13 oz/ 52 lb 15 oz	109 lb 2 oz/ 110 lb 4 oz

	90° EXTENSION		90° CORNER EXTENSION		45° EXTENSION		CIRCULAR EXTENSION	
<b>MODEL</b>	<b>2031.188</b>	<b>2031.208</b>	<b>2033.188</b>	<b>2033.208</b>	<b>2029.228</b>	<b>2029.248</b>	<b>2035.228</b>	<b>2035.248</b>
Dimensions	5' 10.87" x 2' 7.50"/ 3' 3.37" left	6' 6.74" x 2' 7.50"/ 3' 3.37" left	5' 10.87" x 2' 7.50" - 4' 3.18" left	6' 6.74" x 2' 7.50" - 4' 3.18" left	7' 2.89" x 2' 7.50"/ 2' 7.50" left	7' 10.76" x 2' 7.50"/ 2' 7.50" left	7' 2.61" x 2' 7.50"/ 4' 3.18" Ø left	7' 10.49" x 2' 7.50"/ 4' 3.18" Ø left
Weight H 2' 4.35"/ 2' 5.53"	98 lb 2 oz/ 99 lb 3 oz	104 lb 12 oz/ 105 lb 13 oz	87 lb 1 oz/ 88 lb 3 oz	95 lb 14 oz/ 97 lb 0 oz	113 lb 9 oz/ 114 lb 10 oz	122 lb 6 oz/ 123 lb 7 oz	131 lb 3 oz/ 132 lb 4 oz	137 lb 13 oz/ 138 lb 14 oz
Variant on the right	<b>2032.188</b>	<b>2032.208</b>	<b>2034.188</b>	<b>2034.208</b>	<b>2030.228</b>	<b>2030.248</b>	<b>2036.228</b>	<b>2036.248</b>

OPTIONS
Chrome-plated frame
Table height optional 2' 4.35" or 2' 5.53"
Height adjustment 3.94"
Round cable outlet
Grille cable channel
CPU holder
Felt floor protectors
Front and side panel 1' 0.99" high



	PENTAGON EXTENSION				HEXAGON EXTENSION			
<b>MODEL</b>	<b>2009.127</b>	<b>2009.128</b>	<b>2011.127</b>	<b>2011.128</b>	<b>2010.127</b>	<b>2010.148</b>	<b>2012.127</b>	<b>2012.148</b>
Dimensions	3' 11.24" x 3' 11.24", table depth and seat width 2' 3.56"	3' 11.24" x 3' 11.24", table depth 2' 7.50" each, seat width 1' 10.05"	3' 11.24" x 3' 11.24", table depth and segment width 2' 3.56"	3' 11.24" x 3' 11.24", table depth 2' 7.50" each, segment width 1' 10.05"	3' 11.24" x 3' 11.24", table depth and seat width 2' 3.56"	4' 5.94" x 4' 5.94", table depth and seat width 2' 7.50"	3' 11.24" x 3' 11.24", table depth and segment width 2' 3.56"	4' 5.94" x 4' 5.94", table depth and segment width 2' 7.50"
Weight H 2' 4.35"/ 2' 5.53"	82 lb 11 oz/ 83 lb 12 oz	82 lb 11 oz/ 83 lb 12 oz	82 lb 11 oz/ 83 lb 12 oz	82 lb 11 oz/ 83 lb 12 oz	82 lb 11 oz/ 83 lb 12 oz	100 lb 5 oz/ 101 lb 7 oz	82 lb 11 oz/ 83 lb 12 oz	100 lb 5 oz/ 101 lb 7 oz

	90° CORNER EXTENSION					
<b>MODEL</b>	<b>2014.070</b>	<b>2014.080</b>	<b>2014.090</b>	<b>2015.070</b>	<b>2015.080</b>	<b>2015.090</b>
Dimensions	Board dimensions 2' 3.56", R = 1' 11.62"	Board dimensions 2' 7.50", R = 2' 3.56"	Board dimensions 2' 11.43", R = 2' 7.50"	Board dimensions 2' 3.56"	Board dimensions 2' 7.50"	Board dimensions 2' 11.43"
Weight H 2' 4.35"/ 2' 5.53"	26 lb 7 oz/ 27 lb 9 oz	33 lb 1 oz/ 34 lb 3 oz	41 lb 14 oz/ 42 lb 16 oz	20 lb 15 oz/ 22 lb 1 oz	25 lb 6 oz/ 26 lb 7 oz	31 lb 15 oz/ 33 lb 1 oz

	SEMI-OVAL 2' 7.50" EXTENSION				
<b>MODEL</b>	<b>2013.128</b>	<b>2013.148</b>	<b>2013.168</b>	<b>2013.188</b>	<b>2013.208</b>
Dimensions	3' 11.24" x 2' 7.50"	4' 7.12" x 2' 7.50"	5' 2.99" x 2' 7.50"	5' 10.87" x 2' 7.50"	6' 6.74" x 2' 7.50"
Weight H 2' 4.35"/ 2' 5.53"	71 lb 10 oz/ 72 lb 12 oz	78 lb 4 oz/ 79 lb 6 oz	84 lb 14 oz/ 85 lb 16 oz	91 lb 8 oz/ 92 lb 10 oz	98 lb 2 oz/ 99 lb 3 oz

OPTIONS   SERIES	PENTAGON	HEXAGON	90° CORNER EXTENSION	SEMI-OVAL 2' 7.50"
Chrome-plated frame	■	■		■
Table height optional 2' 4.35" or 2' 5.53"	■	■		■
Table top with 1.57" corner radius	■	■	■	
Height adjustment 3.94"	■	■		■
Round cable outlet	■	■	■	
Grille cable channel	■	■	■	
Felt floor protectors	■	■		■
Front and side panel 1' 0.99" high	■	■	■	■



Grille cable channel as accessory for the organisation of cables




Table top optional with cable outlet



Fixed castor for retrofitting on the transverse or longitudinal side of the tables

Further information on accessories on page 83



1001.168 4-legged table with welded frame

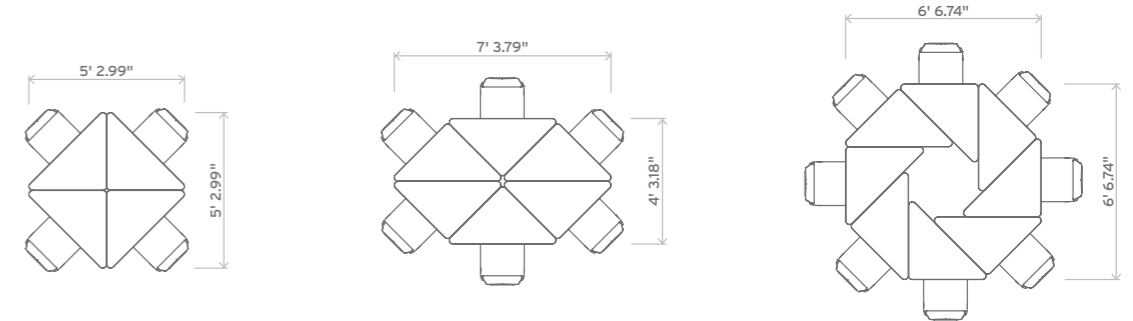
## 1000 SERIES | WELDED METAL TABLE SYSTEM



- welded, absolutely robust metal frame, scratch-resistant powder-coated or chrome-plated
- side parts made of round tube (1.57" x 0.08"), frames made of square tube (1.57" x 0.79" x 0.08")
- plastic floor protectors with level compensation
- optional with castors
- many different table top sizes and shapes
- 0.98" thick finish board in a particularly scratch-resistant and shock-proof design
- as standard we deliver the table with a 0.12" plastic edge in the color of the top, for finish selection see A2S material overview
- see further possible table top designs in ASSODUR® or 0.47" compact board under OPTIONS, color selection see A2S material overview
- many accessories, e.g. various table attachments and panels, please contact your A2S area manager
- available with frame sizes 3-7 according to DIN ISO 5970 and table heights 2' 4.35" and 2' 5.53"



### TABLE COMBINATIONS WITH 90° TRIANGULAR TABLES



Group work 4 6 8

	1' 11.62" DEEP		2' 1.59" DEEP			2' 3.56" DEEP				
<b>MODEL</b>	1001.066*	1001.126	1001.302	1001.303	1001.304	1001.077	1001.127	1001.147	1001.167	
Dimensions	1' 11.62" x 1' 11.62"	3' 11.24" x 1' 11.62"	2' 5.53" x 2' 1.59"	4' 3.18" x 2' 1.59"	4' 11.05" x 2' 1.59"	2' 3.56" x 2' 3.56"	3' 11.24" x 2' 3.56"	4' 7.12" x 2' 3.56"	5' 2.99" x 2' 3.56"	
Weight · Size 6	28 lb 11 oz	48 lb 8 oz	35 lb 4 oz	57 lb 5 oz	61 lb 12 oz	35 lb 4 oz	50 lb 11 oz	61 lb 12 oz	68 lb 5 oz	

\*ATTENTION: Consider the width of the chair frame!

	2' 7.50" DEEP						SEMICIRCLE			
<b>MODEL</b>	1001.088	1001.128	1001.148	1001.168	1001.188	1001.208	1005.126*	1005.302	1005.147	1005.168
Dimensions	2' 7.50" x 2' 7.50"	3' 11.24" x 2' 7.50"	4' 7.12" x 2' 7.50"	5' 2.99" x 2' 7.50"	5' 10.87" x 2' 7.50"	6' 6.74" x 2' 7.50"	3' 11.24" x 1' 11.62"	4' 3.18" x 2' 1.59"	4' 7.12" x 2' 3.56"	5' 2.99" x 2' 7.50"
Weight · Size 6	46 lb 5 oz	62 lb 13 oz	63 lb 15 oz	77 lb 3 oz	88 lb 3 oz	99 lb 3 oz	44 lb 1 oz	46 lb 5 oz	50 lb 11 oz	61 lb 12 oz

\*ATTENTION: Consider the width of the chair frame!

	60° TRAPEZOID				67.5° TRAPEZOID	90° TRIANGLE	
<b>MODEL</b>	1004.126*	1004.302	1004.147	1004.168	1074.116*	1003.118	1003.129
Dimensions	3' 11.24" x 1' 11.62"	4' 3.18" x 2' 1.59"	4' 7.12" x 2' 3.56"	5' 2.99" x 2' 7.50"	3' 5.73" x 1' 11.62"	3' 7.31" x 2' 7.50"	4' 0.82" x 2' 11.43"
Weight · Size 6	39 lb 11 oz	44 lb 1 oz	48 lb 8 oz	61 lb 12 oz	37 lb 8 oz	57 lb 5 oz	61 lb 12 oz
Guide rails with Tidy Box A4						1073.118	1073.129

\*ATTENTION: Consider the width of the chair frame!

OPTIONS   SERIES	RECTANGLE	SEMICIRCLE	60° TRAPEZOID	67.5° TRAPEZOID	90° TRIANGLE
Chrome-plated frame	■	■	■	■	■
Glued	■	■	■	■	■
Compact board 0.47"	■	■	■	■	■
ASSODUR® edge	■	■	■	■	■
Table top with 1.57" corner radius	■	■	■	■	including*
Round cable outlet	■				
Grille cable channel	■				
Felt floor protectors	■	■	■	■	■
2 fixed castors for longitudinal or transverse side	■	■	■	■	■
Tidy Box					■

\*only available with 1.57" corner radius

**S-SHAPED TABLES:**

Countless variable table combinations for all purposes can be "put together" from the numerous table top shapes and sizes.



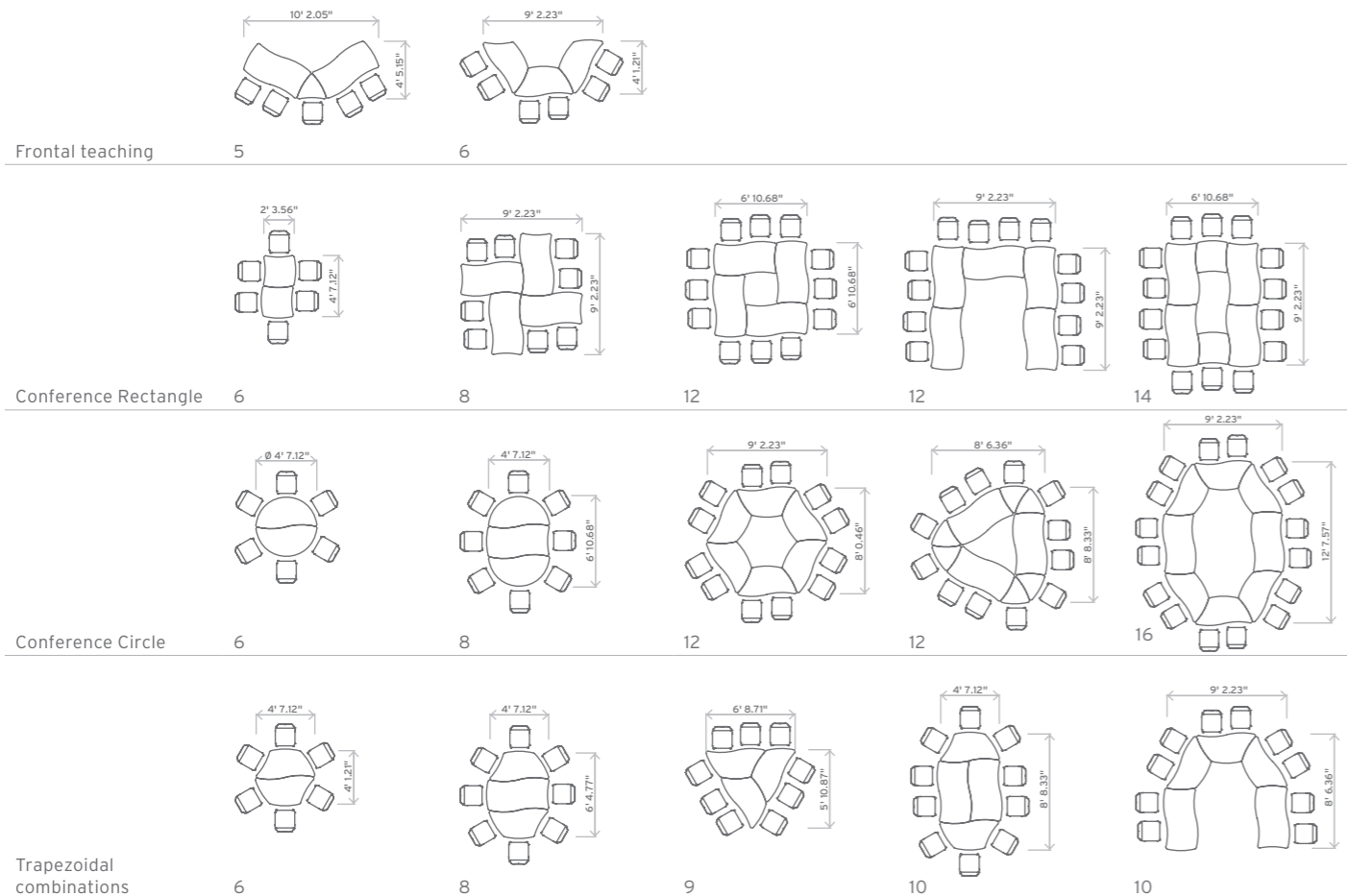
"S-SHAPE" TABLES	RECTANGLE	60° TRAPEZOID			
<b>MODEL</b>	<b>1016.066*</b>	<b>1016.126</b>	<b>1016.077</b>	<b>1016.147</b>	<b>1018.147</b>
Dimensions W x D	1' 11.62" x 1' 11.62"	3' 11.24" x 1' 11.62"	2' 3.56" x 2' 3.56"	4' 7.12" x 2' 3.56"	4' 7.12" x 2' 3.56" x 2' 3.56"
Weight · Size 6	28 lb 11 oz	48 lb 8 oz	33 lb 1 oz	61 lb 12 oz	57 lb 5 oz
Info	Corner radius: 1.57"				
ASSODUR® edge	■ ■ ■ ■ ■				

\*ATTENTION: Consider the width of the chair frame!

"S-SHAPE" TABLES	SEMICIRCLE	60° TRIANGLE
<b>MODEL</b>	<b>1019.147</b>	<b>1017.077</b>
Dimensions W x D	4' 7.12" x 2' 3.56"	2' 3.56" x 2' 3.56"
Weight · Size 6	50 lb 11 oz	28 lb 11 oz
Info	Corner radius: .57"	
ASSODUR® edge	■	

OPTIONS   SERIES S-SHAPED TABLES
Chrome-plated frame
Glued
Felt floor protectors
2 fixed castors for longitudinal or transverse side

**TABLE COMBINATIONS WITH S-SHAPED TABLES**



**LINKING AND STACKING TABLES:**

Easily stackable without dismantling to save space: Simply lift a few centimetres and slide it over the lower table; the welded frame makes them particularly stable.



**1023.077** Linking and stacking table with protruding legs on the longitudinal side



Gapless connection despite protruding legs



Stackable up to 6 tables

LINKING AND STACKING TABLES	PROTRUDING LEGS ON LONGITUDINAL SIDE			
<b>MODEL</b>	<b>1023.077</b>	<b>1023.088</b>	<b>1023.147</b>	<b>1023.168</b>
Dimensions W x D	2' 3.56" x 2' 3.56"	2' 7.50" x 2' 7.50"	4' 7.12" x 2' 3.56"	5' 2.99" x 2' 7.50"
Weight · Size 6	35 lb 4 oz	39 lb 11 oz	50 lb 11 oz	61 lb 12 oz

OPTIONS   LINKING AND STACKING TABLES SERIES
Chrome-plated frame
Glued
Felt floor protectors
2 fixed castors for longitudinal or transverse side





Solid beech wood table frame, with wooden frame on all sides



**5822** 4-legged rectangular table with wooden frame, Frame of wooden studs half round beech lacquered

## WOODEN TABLES



- solid beech wooden table frame from sustainable forestry, environmentally friendly lacquered with water-based lacquer
- 0.98" thick working surface with additional melamine resin coating, thus scratch-resistant, shock-proof and glare-free
- as standard we deliver the table with a 0.12" plastic edge in the color of the top, for finish selection see A2S material overview
- many different table top sizes and shapes
- optional edge beech concealed edge band crowned natural lacquered
- tables available in heights 2' 4.35" or 2' 5.53"



**5822** Table with wooden frame  
**7414** WAVE cantilever chair with seat and back upholstery

WOODEN TABLES	2' 3.56"					2' 7.50"				
<b>MODEL</b>	<b>5820</b>	<b>5821</b>	<b>5822</b>	<b>5823</b>	<b>5824</b>	<b>5800</b>	<b>5801</b>	<b>5802</b>	<b>5803</b>	<b>5804</b>
Dimensions W x D	2' 3.56" x 2' 3.56"	3' 11.24" x 2' 3.56"	4' 7.12" x 2' 3.56"	5' 2.99" x 2' 3.56"	6' 2.80" x 2' 3.56"	2' 7.50" x 2' 7.50"	3' 11.24" x 2' 7.50"	4' 7.12" x 2' 7.50"	5' 2.99" x 2' 7.50"	6' 2.80" x 2' 7.50"
Weight H 2' 4.35"/2' 5.53"	36 lb 6 oz/ 37 lb 8 oz	54 lb 0 oz/ 55 lb 2 oz	58 lb 7 oz/ 59 lb 8 oz	69 lb 7 oz/ 70 lb 9 oz	78 lb 4 oz/ 79 lb 6 oz	42 lb 16 oz/ 44 lb 1 oz	60 lb 10 oz/ 61 lb 12 oz	67 lb 4 oz/ 68 lb 5 oz	76 lb 1 oz/ 77 lb 3 oz	87 lb 1 oz/ 88 lb 3 oz

WOODEN TABLES	TRAPEZOIDAL		SEMICIRCLE	
<b>MODEL</b>	<b>5807</b>	<b>5817</b>	<b>5818</b>	<b>5808</b>
Dimensions W x D	5' 2.99" x 2' 7.50" x 2' 7.50"		4' 7.12" x 2' 3.56" x 2' 3.56"	
Weight H 2' 4.35"/2' 5.53"	71 lb 10 oz/ 72 lb 12 oz		58 lb 7 oz/ 59 lb 8 oz	

OPTIONS	RECTANGLE	TRAPEZOIDAL	SEMICIRCLE
Stained frame	■	■	■
Glued	■	■	■
Concealed edge band crowned	■	■	■
Round cable outlet	■		
Grille cable channel	■		
Felt floor protectors	■	■	■
Table height optional 2' 4.35" or 2' 5.53"	■	■	■

## TABLE ATTACHMENTS, FRONT AND SIDE PANELS FOR METAL TABLE SYSTEM

- cover board as well as sides and front with melamine coated finishboard in particularly scratch-resistant and shock-proof design, 60 Series in corpus construction or 20 Series with holder made of round tube 1.57" x 0.08" powder-coated, see A2S material overview
- 0.12" and 0.04" plastic edge in board color, for finish selection see A2S material overview
- 20 Series available with one-sided or double-sided linking
- fixing of front and side panels with steel panel holder, powder-coated, see A2S material overview



**20 Series** elegant appearance: continuous table leg and with matching front and side panels



**20 Series** high and deep enough for standard folders

TABLE TOPS   HEIGHT 1' 2.17"	FOR RECTANGULAR TABLES								
<b>MODEL</b>									
Freestanding	2053.080	2053.090	2053.100	2053.120	2053.140	2053.160	2053.180	2053.200	
Linking one-sided left/right	2053.081	2053.091	2053.101	2053.121	2053.141	2053.161	2053.181	2053.201	
Linking double-sided	2053.082	2053.092	2053.102	2053.122	2053.142	2053.162	2053.182	2053.202	
Dimensions W x D	2' 7.50" x 1' 2.17"	2' 11.43" x 1' 2.17"	3' 3.37" x 1' 2.17"	3' 11.24" x 1' 2.17"	4' 7.12" x 1' 2.17"	5' 2.99" x 1' 2.17"	5' 10.87" x 1' 2.17"	6' 6.74" x 1' 2.17"	

TABLE ATTACHMENTS   H 1' 2.17"	FOR PENTAGONAL TABLES	FOR HEXAGONAL TABLES	OPTIONS   TABLE ATTACHMENTS
<b>MODEL</b>			Chrome-plated frame (20 Series only) Glued Table top with corner radius 1.57" (only table attachments for rectangular tables)
Freestanding	2055.070	2054.070	2054.080
Linking one-sided left/right	2055.071	2054.071	2054.081
Linking double-sided	2055.072	2054.072	2054.083
Dimensions W x D	3' 11.24" x 3' 11.24"	3' 11.24" x 3' 11.24"/2' 3.56"	4' 5.94" x 4' 5.94"/2' 7.50"

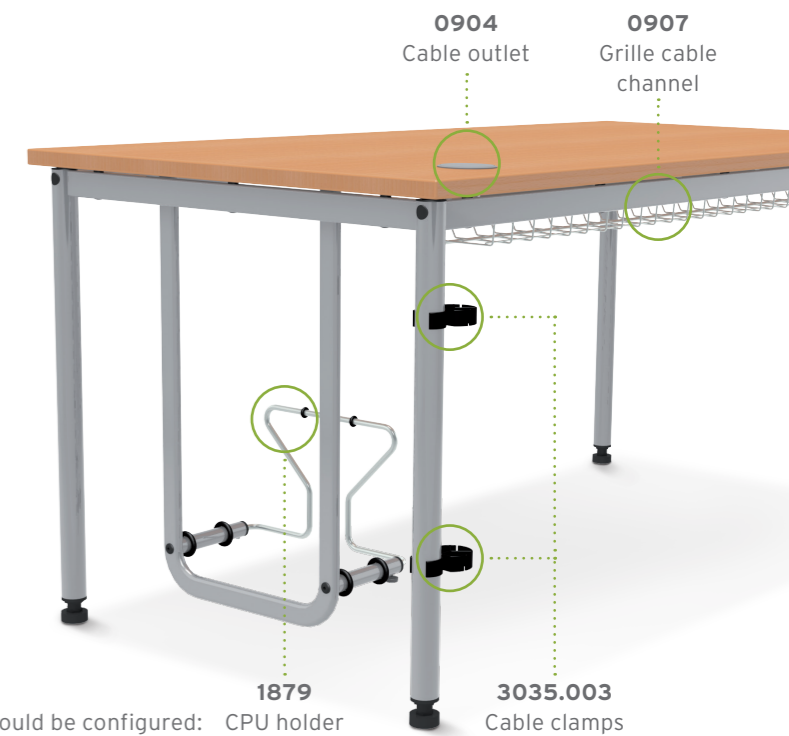
TABLE ATTACHMENTS   D 10.24"	FOR RECTANGULAR TABLES   9.06" OR 1' 0.83" HEIGHT						FOR CORNER SOLUTIONS   1' 2.17" HEIGHT					
<b>MODEL</b>												
Table length	6010	6011	6012	6013	6014	6015	6016	6020	6021	6022	6023	6024
For corner board								90°	90°	30°	45°	60°

FRONT AND SIDE PANELS   HEIGHT 1' 0.99"													
<b>MODEL</b>													
Front and side panel	2050.060	2050.070	2050.080	2050.090	2050.100	2050.120	2050.140	2050.150	2050.160	2050.180	2050.200		
Linking one-sided left/right	2050.061	2050.071	2050.081	2050.091	2050.101	2050.121	2050.141	2050.151	2050.161	2050.181	2050.201		
Linking double-sided	2050.062	2050.072	2050.082	2050.092	2050.102	2050.122	2050.142	2050.152	2050.162	2050.182	2050.202		
For table depth	1' 11.62"	2' 3.56"	2' 7.50"	2' 11.43"	3' 3.37"	3' 11.24"	4' 7.12"	4' 11.05"	5' 2.99"	5' 10.87"	6' 6.74"		
Dimensions B	1' 6.42" 1' 8.0" 1' 9.57"	1' 10.36" 1' 11.94" 2' 1.51"	2' 2.30" 2' 3.87" 2' 5.45"	2' 6.24" 2' 7.81" 2' 9.39"	2' 10.17" 2' 11.75" 3' 1.32"	3' 6.05" 3' 7.62" 3' 9.20"	4' 1.92" 4' 3.50" 4' 5.07"	4' 5.86" 4' 7.43" 4' 9.01"	4' 9.79" 4' 11.37" 5' 1.34"	5' 5.67" 5' 7.24" 5' 8.82"	6' 1.54" 6' 3.12" 6' 4.69"		

## ACCESSORIES FOR TABLE SYSTEMS



Individually extendable and linkable



### EXAMPLE

This is how your table could be configured:

	CONNECTOR	KEYBOARD DRAWER	SCHUKO SOCKET	FIXED CASTOR	
<b>MODEL</b>	0224	0227	0909	0179	
Description	Connection clamp for beech table system oval wood, galvanised steel	Universal connector for 1000 and 2000 table system, galvanized steel	Keyboard drawer 1' 8.87" x 2.17" x 8.27"	6-way Schuko socket black-grey, with 9' 10.11" supply cable	
	WIRE GRILLE CABLE CHANNEL			CABLE CONDUIT	
<b>MODEL</b>	0908	0906	0907	0163	
Description	1' 5.72" length	2' 10.65" Length	4' 2.39" length	vertical, for conference and writing desks, plastic, grey	
	CABLE OUTLET	CABLE CLAMP	CPU HOLDER	INLAY SHEET	
<b>MODEL</b>	0904	3035.002	3035.003	1879	520835
Description	Plastic, matt chrome-plated Ø 3.15"	Die-cast zinc matt nickel-plated Ø 3.54"	Plastic, Ø 1.50"-1.57"	incl. additional fixing under the table top, not for sliding top tables, adjustable from 6.30"-10.04", max. height of CPU: 1' 7.68", oval and square tube powder-coated	Inlay sheet in CPU holder for retrofitting Mini PC/Tower



Table partition with fabric cover:  
Pinboard, privacy and glare protection in one

## FLEXIBLE TABLE PARTITION SYSTEM


- 1' 6.11" high partition wall, quickly mountable to the tabletop using allen key and easily retrofitted
- table partition wall system in 2 different versions:  
3-layer finish board, 0.98" (E1) with 0.12" plastic edge in board color or  
robust softwood sandwich board as pinboard with fabric cover according to A2S color chart, sound-absorbing
- fastening to round steel tube, Ø 1.57" x 0.08", powder-coated or chrome-plated
- suitable for 1000 and 2000 table systems from 1' 11.62" to 6' 6.74" width
- corner solutions possible
- you will find our selection of fabrics, finishes and steel colors in the A2S material overview

### OPTIONS

Chrome-plated frame

Material groups 1-3


Magnetic



Mounting by means of allen screw on the table top; installation of the partition walls is also possible on triangular and semicircular tables. You will find the A2S table systems from p. 78.



Coherent color concept: The finish and fabric colors of the partition wall system match the table tops and table panels as well as the chairs' upholstery colors.



Connection of  
T-shaped partition walls



The 1' 6.11" high partition walls allow more concentrated work due to less distraction, also available with tables with one-sided or double-sided linking.

### TABLE PARTITION SYSTEM | HEIGHT 1' 6.11"



for single tables	<b>1099.060</b>	<b>1099.070</b>	<b>1099.080</b>	<b>1099.090</b>	<b>1099.100</b>	<b>1099.120</b>	<b>1099.140</b>	<b>1099.150</b>	<b>1099.160</b>	<b>1099.180</b>	<b>1099.200</b>
Partition wall width	1' 6.42"	1' 10.36"	2' 2.30"	2' 6.24"	2' 10.17"	3' 6.05"	4' 1.92"	4' 5.86"	4' 9.79"	5' 5.67"	6' 1.54"
for side partition*	<b>1098.060</b>	<b>1098.070</b>	<b>1098.080</b>	<b>1098.090</b>	<b>1098.100</b>						
Partition wall width	1' 6.42"	1' 10.36"	2' 2.30"	2' 6.24"	2' 10.17"						
for one-sided linking	<b>1099.061</b>	<b>1099.071</b>	<b>1099.081</b>	<b>1099.091</b>	<b>1099.101</b>	<b>1099.121</b>	<b>1099.141</b>	<b>1099.151</b>	<b>1099.161</b>	<b>1099.181</b>	<b>1099.201</b>
Partition wall width	1' 8"	1' 11.94"	2' 3.87"	2' 7.81"	2' 11.75"	3' 7.62"	4' 3.5"	4' 7.43"	4' 11.37"	5' 7.24"	6' 3.12"
for double-sided linking	<b>1099.062</b>	<b>1099.072</b>	<b>1099.082</b>	<b>1099.092</b>	<b>1099.102</b>	<b>1099.122</b>	<b>1099.142</b>	<b>1099.152</b>	<b>1099.162</b>	<b>1099.182</b>	<b>1099.202</b>
partition wall width	1' 9.57"	2' 1.51"	2' 5.45"	2' 9.39"	3' 1.32"	3' 9.20"	4' 5.07"	4' 9.01"	5' 0.94"	5' 8.82"	6' 4.69"
for table width, depth	1' 11.62"	2' 3.56"	2' 7.50"	2' 11.43"	3' 3.37"	3' 11.24"	4' 7.12"	4' 11.05"	5' 2.99"	5' 10.87"	6' 6.74"

\*optional with metal clamp for T-shaped connection without support column



**9232.800** Rolling container handleless with central lock on robust castors with stable cover board  
1 utensil drawer, 1 drawer 2 HU, 2 drawers of 3 HU

## CONTAINERS/ROLLING CONTAINERS AND BASE UNITS



- containers in 2 different versions:  
height 1' 10.05" with sturdy castors for stowing under the table  
height 1' 7.29" as a permanently mounted base unit
- low-emission finishboard (0.75") with 0.08" plastic edge in board color, for finish selection see A2S material overview
- robust fittings and drawers
- including central lock
- accessories for interior separation
- handleless rolling containers with integrated damping function
- handles in different shapes selectable - contact your A2S area manager
- info: the height of the drawers is indicated in "HU"; 1 HU = 2.09"



**9109.601** 1 utensil drawer, 1 drawer 2 HU, 2 drawers of 3 HU



**9109.603** 1 utensil drawer, 2 drawers of 2 HU each, 1 drawer 4 HU



**9109.604** 1 utensil drawer, 1 drawer 2 HU, 1 drawer 6 HU incl. suspension file insert DIN A4

### 9109 SERIES | ROLLING CONTAINER | W 1' 5.32" X H 1' 10.44" (FOR STOWING UNDER THE TABLE)

<b>MODEL   1' 11.62" DEEP</b>	<b>9109.601</b>	<b>9109.603</b>	<b>9109.604*</b>	<b>9109.605</b>
<b>MODEL   2' 7.50" DEEP</b>	<b>9109.801</b>	<b>9109.803</b>	<b>9109.804*</b>	<b>9109.805</b>
Equipment	Utensil drawer 1 HU 1 drawer 2 HU 2 drawers à 3 HU	Utensil drawer 1 HU 2 drawers à 2 HU 1 drawer 4 HU	Utensil drawer 1 HU 1 drawer 2 HU 1 drawer 6 HU*	lockable door right/left selectable incl. 1 shelf

### 9231/9232 SERIES | ROLLING CONTAINER HANDLELESS | W 1' 5.32" X H 1' 10.44" (FOR STOWING UNDER THE TABLE)

<b>MODEL   1' 11.62" DEEP</b>	<b>9231.600</b>	<b>9232.600</b>
<b>MODEL   2' 7.50" DEEP</b>	<b>9231.800</b>	<b>9232.800</b>
Equipment	Utensil drawer 1 HU 1 Drawer 2 HU 1 drawer 6 HU	Utensil drawer 1 HU 1 Drawer 2 HU 2 drawers 3 HU

### 9119 SERIES | BASE UNITS | W 1' 4.93" X H 1' 7.68"

<b>MODEL   2' 1.59" DEEP</b>	<b>9119.701</b>	<b>9119.703</b>	<b>9119.704*</b>	<b>9119.705</b>	<b>9115.701</b>
<b>MODEL   2' 5.53" DEEP</b>	<b>9119.801</b>	<b>9119.803</b>	<b>9119.804*</b>	<b>9119.805</b>	
Equipment	Utensil drawer 1 HU 1 drawer 2 HU 2 drawers à 3 HU	Utensil drawer 1 HU 2 drawers à 2 HU 1 drawer 4 HU	Utensil drawer 1 HU 1 drawer 2 HU 1 drawer 6 HU*	lockable door right/left selectable incl. 1 shelf	2 drawers each 4.88"

\*incl. Suspension file insert DIN A4

## ACCESSORIES FOR ROLLING CONTAINERS AND BASE UNITS

ADJUSTMENT BOARD	STAMP HOLDER	PARTITION WALLS	HANDLES
<b>0933</b> for subdivision	<b>0931</b> Stamp holder strip	<b>0934</b> DIN A4	<b>0935</b> DIN A5
			contact your A2S area manager







Multifunctional benefit with back wall in magnetic design



**9131.080** Pull-out pantry body pure white U400, front maple D033



**9131.080** Pull-out pantry with 2 shelves and 4 Tidy Boxes



Large handle for comfortable opening



**9135.080** Pull-out pantry with suspension file

## CONTAINERS/PULL-OUT PANTRIES



- low-emission finish board (0.75") with gapless plastic edge in board color, for finish selection see A2S material overview
- front color freely selectable
- back wall optional white magnetic or as pin board with cork coating
- complete opening by full extension
- lockable
- 3 different equipment variants: Storage compartments with suspension file or Tidy Boxes and bag compartment
- Tidy Boxes in 2 different sizes selectable: 4 x small or 2 x large or 2 x small and 1 x large



Lots of storage space directly at the workplace  
**9133.080** Pull-out pantry with 3 shelves, lockable  
**5580.149** OFFICE desk motorised height adjustable  
**9335** WAVE gas-lift swivel chair with seat and back upholstered with wave padding



Combination of privacy screen and storage space. The height is chosen exactly so that the shelf can be used as a counter for small meetings.


### 913ER SERIES | PULL-OUT PANTRIES





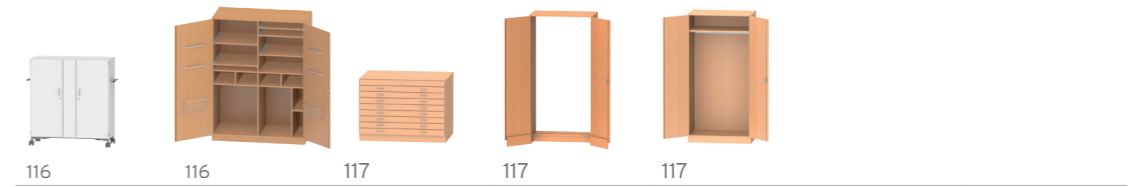
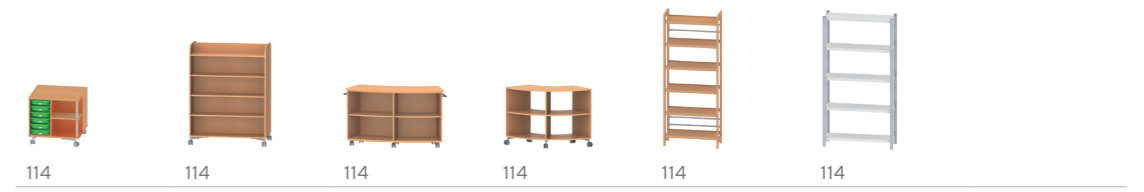
MODEL	9131.080	9132.080	9133.080	9134.080	9135.080	9136.080
Equipment	2 storage compartments 1 bag compartment 4 Tidy Boxes	2 storage compartments 1 bag compartment 4 Tidy Boxes	3 storage compartments	3 storage compartments	2 storage compartments 1 pocket compartment hanging file	2 storage compartments 1 pocket compartment hanging file
Dimensions W/H/D	1' 5.72" x 3' 6.91" x 2' 8.28"	1' 5.72" x 3' 6.91" x 2' 8.28"	1' 5.72" x 3' 6.91" x 2' 8.28"	1' 5.72" x 3' 6.91" x 2' 8.28"	1' 5.72" x 3' 6.91" x 2' 8.28"	1' 5.72" x 3' 6.91" x 2' 8.28"
Table on the side of the table	left	right	left	right	left	right
Suitable table depth	2' 7.50"	2' 7.50"	2' 7.50"	2' 7.50"	2' 7.50"	2' 7.50"
Lockable	■	■	■	■	■	■

### OPTIONS

Magnetic backplane	■	■	■	■	■	■
Back wall covered with cork	■	■	■	■	■	■




A2S CORPUS FURNITURE



# CUSTOM-MADE CABINETS

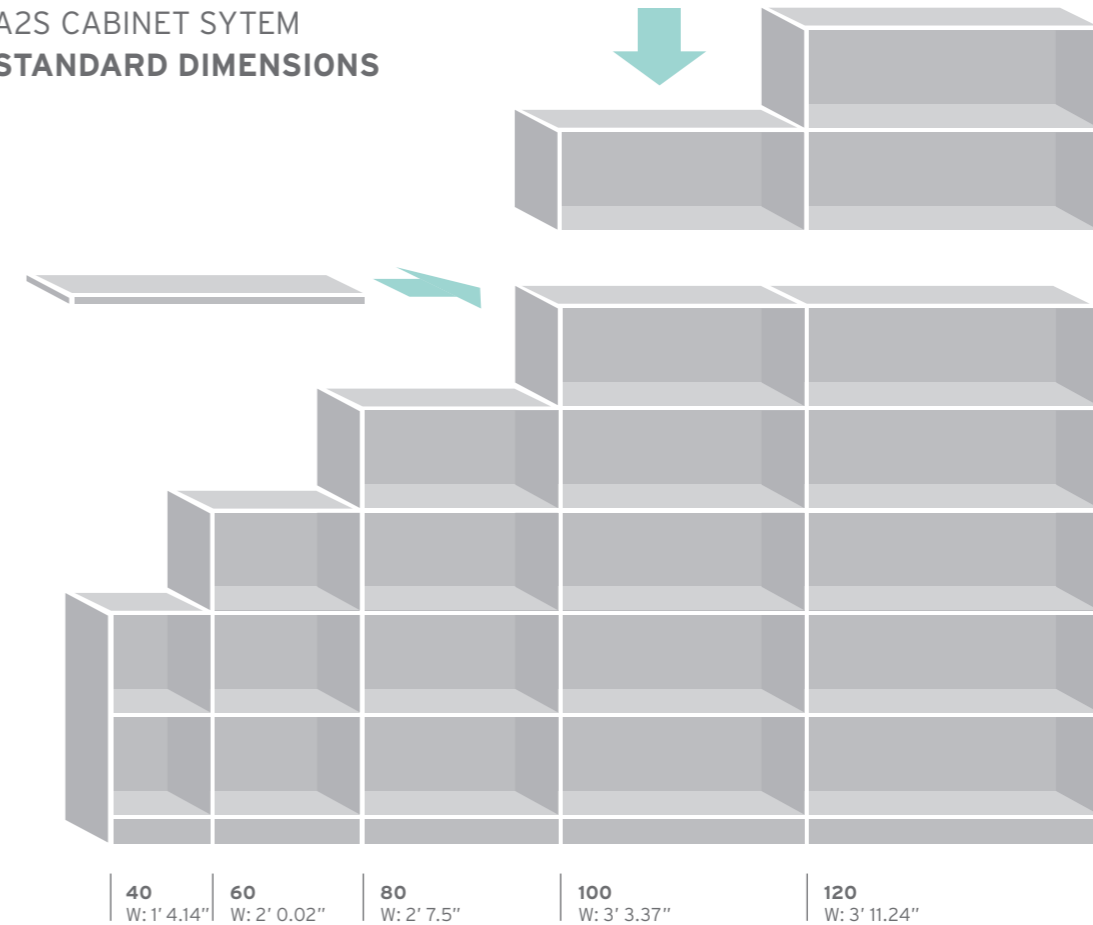
Things always have to be stored well and safely in educational institutions. Ideally, our A2S cabinet system in the EURO grid DIN 18000 can be adapted to any situation, from a single item to a wall unit to a built-in cabinet. This means that a solution can always be found for the most diverse rooms. And you can be sure that you purchase A2S quality from Germany, persistent and resilient.



## BASIC CONSTRUCTION

- low-emission, 0.75" thick 3-layer fish board according to DIN EN 14 322 (E1), shock-proof, scratch- and abrasion resistant
- the plastic edges in board color are 0.04"-0.08" thick (info p. 158)
- all cabinets are firmly doweled and glued ex works; it guarantees high stability and smooth, quick assembly
- all back walls made of 0' 0.31" thick, low-emission 3-layer finish board are grooved and glued all around
- shelves on metal shelf supports with pull-out protection are adjustable by means of row hole drilling
- the opening hinged doors can be opened by the stable, visible all-metal bands up to 240 degrees
- locks with exchangeable cylinder core are optionally available with plate or pin cylinder available
- different base variants enable an optimal adaptation to the room and use. Standard bases are available with independently selectable finish and also up to 3 FH, also roller frames with rubberised castors are possible - thus makes them mobile cabinets

## A2S CABINET SYTEM STANDARD DIMENSIONS



<b>2 FH</b> CH: 9' 4.24" CorH: 2' 6.98"
<b>1 FH</b> CSH: 8' 1.12" CorH: 1' 3.87" CAH: 1' 3.12"
<b>Ladder rail guide</b> H: 0' 0.98"
<b>5 FH</b> CH: 6' 8.27" CorH: 6' 4.34"
<b>4 FH</b> CH: 5' 5.16" CorH: 5' 1.22"
<b>3 FH</b> CH: 4' 2.04" CorH: 3' 10.1" CAH: 3' 9.35"
<b>2 FH</b> CH: 2' 10.92" CorH: 2' 6.98" CAH: 2' 6.24"
<b>1 FH</b> CorH: 1' 3.87"
<b>Base</b> H: 0' 3.94"

## POSSIBILITIES FOR INDIVIDUAL ADAPTATION

- heights and depths of the cabinets can be modified in a grid of 32
- widths can be freely selected individually to make the most of the room
- maximum corpus dimensions of 4' 1.21" x 8' 2.42" x 2' 3.56" are possible
- possible base heights for wooden base: 1' 11.62", 3' 3.37", 4' 11.05"
- 1-part and 2-part combination cabinets, see pages 100/101




CH = Cabinet height  
CorH = Corpus height  
CAH = Corpus attachment height  
FH = Folder height  
1 FH = 1' 3.12"

Cabinet depths:  
1' 4.54" or 1' 10.83",  
plus front thickness  
of 0.79"  
e.g. for hinged doors

Cabinet heights: refer  
to a 3.94" high base

## COMBINATION CABINETS 1-PART

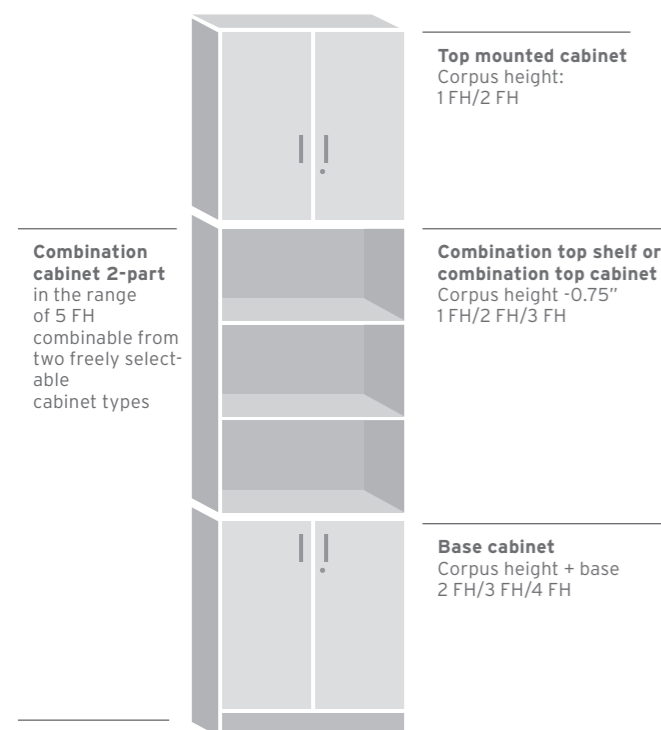
■ 1-part combination cabinets have fixed combinations in 5 FH

COMBINATION CABINETS 1-DOOR	LOCKABLE		COMBINATION CABINETS 2-DOOR SPLIT DOORS	LOCKABLE ON ONE SIDE		LOCKABLE ON BOTH SIDES	
							
<b>FH</b>	<b>5</b>	<b>5</b>	<b>FH</b>	<b>5</b>	<b>5</b>	<b>5</b>	<b>5</b>
Height	6' 8.31"	6' 8.31"	Height with base	6' 8.31"	6' 8.31"	6' 8.31"	6' 8.31"
Number of shelves	2+1	2+1	Number of shelves	6	6	6	6
Center panel			Center panel	■	■	■	■
<b>DEPTH</b>	<b>1' 5.32"</b>	<b>1' 11.62"</b>	<b>DEPTH</b>	<b>1' 5.32"</b>	<b>1' 11.62"</b>	<b>1' 5.32"</b>	<b>1' 11.62"</b>
Width 1' 4.14"	4235.250	4236.250	Width 2' 7.50"	4377.650	4378.650	4353.650	4354.650
Width 2' 0.02"	4235.450	4236.450	Width 3' 3.37"	4377.950	4378.950	4353.950	4354.950
			Width 3' 11.24"	4377.850	4378.850	4353.850	4354.850

## COMBINATION CABINETS 2-PART

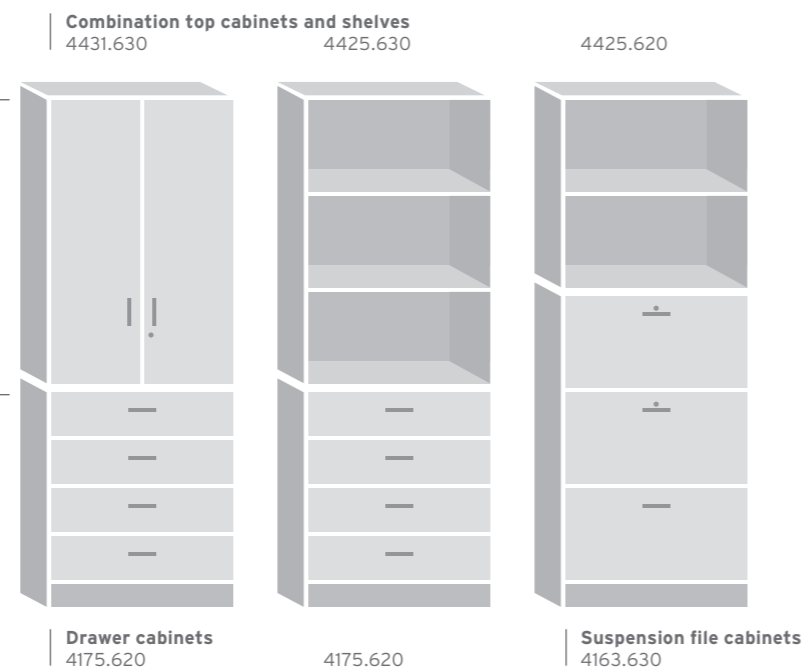
- combinable from two freely selectable cabinet types
- the combination top cabinet (2 FH/3 FH) and top cabinet (2 FH) configure from basic cabinet 2 FH and 3 FH
- the combination top cabinet must have the same width as the base cabinet, two narrow base cabinets and one wide combination top cabinet are not possible





### STRUCTURE OF CABINET COMBINATIONS



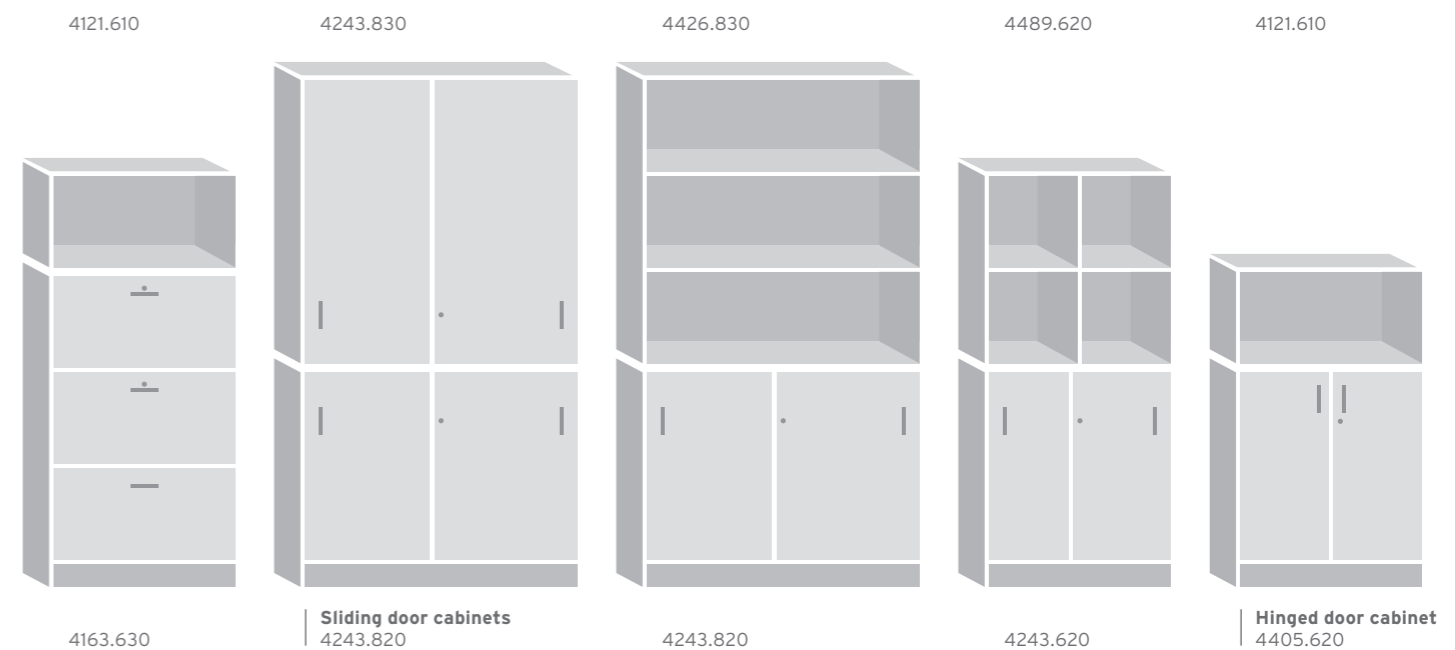
### EXAMPLES COMBINATION CABINETS 2-PART

consisting of base cabinet + combination top cabinet or shelf



COMBINATION CABINETS 2-DOOR	LOCKABLE ON ONE SIDE		LOCKABLE ON BOTH SIDES		WITH SUSPENSION FILE CABINET		
							
<b>FH</b>	<b>5</b>	<b>5</b>	<b>5</b>	<b>5</b>	<b>5</b>	<b>5</b>	<b>5</b>
Height	6' 8.31"	6' 8.31"	6' 8.31"	6' 8.31"	6' 8.31"	6' 8.31"	6' 8.31"
Number of shelves	2+2	2+2	4+2	4+2	2	1	1
Number of extracts					2	3	3
Center panel	lower 2 FH	lower 2 FH	continuously	continuously			
<b>DEPTH</b>	<b>1' 5.32"</b>	<b>1' 11.62"</b>	<b>1' 5.32"</b>	<b>1' 11.62"</b>	<b>1' 5.32"</b>	<b>1' 5.32"</b>	<b>1' 11.62"</b>
Width 2' 7.50"	4215.650	4216.650	4485.650	4486.650	4153.650	4155.650	4156.650
Width 3' 3.37"	4215.950	4216.950	4485.950	4486.950			
Width 3' 11.24"	4215.850	4216.850	4485.850	4486.850			

Due to the additional shelf, the combination top cabinet is always 0.75" lower in order to be able to keep to the folder heights and to avoid height offset in cabinet walls.



# SHELVES

SHELVING UNITS WITHOUT CENTER PANEL										TOP MOUNTED SHELVES*		
<b>FH</b>	5	5	4	4	3	3	2	2	1	1		
Height with base	6' 8.31"	6' 8.31"	5' 4.96"	5' 4.96"	4' 2"	4' 2"	2' 11.04"	2' 11.04"				
Height top cabinet							2' 7.10"	2' 7.10"	1' 3.75"	1' 3.75"		
Height combi top cabinet					3' 9.28"	3' 9.28"	2' 6.31"	2' 6.31"	1' 2.96"	1' 2.96"		
Number of shelves	4	4	3	3	2	2	1	1				
<b>DEPTH</b>	<b>1' 4.54"</b>	<b>1' 10.83"</b>	<b>1' 4.54"</b>	<b>1' 10.83"</b>	<b>1' 4.54"</b>	<b>1' 10.83"</b>	<b>1' 4.54"</b>	<b>1' 10.83"</b>	<b>1' 4.54"</b>	<b>1' 10.83"</b>		
Width 1' 4.14"	4425.250	4426.250	4425.240	4426.240	4425.230	4426.230	4425.220	4426.220	4121.210	4122.210		
Width 2' 0.02"	4425.450	4426.450	4425.440	4426.440	4425.430	4426.430	4425.420	4426.420	4121.410	4122.410		
Width 2' 7.50"	4425.650	4426.650	4425.640	4426.640	4425.630	4426.630	4425.620	4426.620	4121.610	4122.610		
Width 3' 3.37"	4425.951	4426.951	4425.941	4426.941	4425.931	4426.931	4425.921	4426.921	4121.911	4122.911		
Width 3' 11.24"	4425.850	4426.850	4425.840	4426.840	4425.830	4426.830	4425.820	4426.820	4121.810	4122.810		

\*Add-on shelves in 2 FH result from the 2 FH shelf, configured without base.

SHELVING UNITS WITH CENTER PANEL										TOP MOUNTED SHELVES*		
<b>FH</b>	5	5	4	4	3	3	2	2	1	1		
Height with base	6' 8.31"	6' 8.31"	5' 4.96"	5' 4.96"	4' 2"	4' 2"	2' 11.04"	2' 11.04"				
Height top cabinet							2' 7.10"	2' 7.10"	1' 3.75"	1' 3.75"		
Height combi top cabinet					3' 9.28"	3' 9.28"	2' 6.31"	2' 6.31"	1' 2.96"	1' 2.96"		
Number of shelves	8	8	6	6	4	4	2	2				
<b>DEPTH</b>	<b>1' 4.54"</b>	<b>1' 10.83"</b>	<b>1' 4.54"</b>	<b>1' 10.83"</b>	<b>1' 4.54"</b>	<b>1' 10.83"</b>	<b>1' 4.54"</b>	<b>1' 10.83"</b>	<b>1' 4.54"</b>	<b>1' 10.83"</b>		
Width 2' 7.50"	4489.650	4490.650	4489.640	4490.640	4489.630	4490.630	4489.620	4490.620	4123.610	4124.610		
Width 3' 3.37"	4489.950	4490.950	4489.940	4490.940	4489.930	4490.930	4489.920	4490.920	4123.910	4124.910		
Width 3' 11.24"	4489.850	4490.850	4489.840	4490.840	4489.830	4490.830	4489.820	4490.820	4123.810	4124.810		

\*Add-on shelves in 2 FH result from the 2 FH shelf, configured without base.

SUSPENDED SHELVES WITHOUT CENTER PANEL			WITH CENTER PANEL	
<b>FH</b>	2	1	2	1
Height	2' 7.10"	1' 3.75"	2' 7.10"	1' 3.75"
Number of shelves	1		2	
Center panel			■	■
<b>DEPTH</b>	<b>1' 4.54"</b>	<b>1' 4.54"</b>	<b>1' 4.54"</b>	<b>1' 4.54"</b>
Width 1' 4.14"	4939.220	4939.210		
Width 2' 0.02"	4939.420	4939.410		
Width 2' 7.50"	4939.620	4939.610	4941.620	4941.610
Width 3' 3.37"	4939.921	4939.911	4941.920	4941.910
Width 3' 11.24"	4939.820	4939.810	4941.820	4941.810

CORNER SHELVES					TOP MOUNTED SHELVES*	
<b>OH</b>	5	4	3	2	2	1
Height	6' 8.31"	5' 4.96"	4' 2"	2' 11.04"	2' 7.1"	1' 3.75"
Number of shelves	4	3	2	1	1	
<b>DEPTH</b>	<b>2' 3.56"</b>	<b>2' 3.56"</b>	<b>2' 3.56"</b>	<b>2' 3.56"</b>	<b>2' 3.56"</b>	<b>2' 3.56"</b>
Width 2' 3.56"	4062.050	4062.040	4062.030	4062.020	4063.020	4063.010

The bases of corner shelves must always be covered.  
For heights 2-4 FH, additional cover boards must be assembled.



FH = folder height  
Height specifications refer to a 0' 3.94" high base.

## HINGED DOOR CABINETS

### 1-DOOR | LOCKABLE TOP MOUNTED CABINETS\*



FH	5	5	4	4	3	3	2	2	1	1
Height with base	6' 8.31"	6' 8.31"	5' 4.96"	5' 4.96"	4' 2"	4' 2"	2' 11.04"	2' 11.04"		
Height top cabinet							2' 7.10"	2' 7.10"	1' 3.75"	1' 3.75"
Height combi top cabinet					3' 9.28"	3' 9.28"	2' 6.31"	2' 6.31"	1' 2.96"	1' 2.96"
Number of shelves	4	4	3	3	2	2	1	1	0	0
<b>DEPTH</b>	<b>1' 5.32"</b>	<b>1' 11.62"</b>	<b>1' 5.32"</b>	<b>1' 11.62"</b>	<b>1' 5.32"</b>	<b>1' 11.62"</b>	<b>1' 5.32"</b>	<b>1' 11.62"</b>	<b>1' 5.32"</b>	<b>1' 11.62"</b>
Width 1' 4.14"	4401.250	4402.250	4401.240	4402.240	4401.230	4402.230	4401.220	4402.220	4203.210	4204.210
Width 2' 0.02"	4401.450	4402.450	4401.440	4402.440	4401.430	4402.430	4401.420	4402.420	4203.410	4204.410

\*Top-mounted cabinets in 2 FH result from the 2 FH cabinet, configured without base.

### 2-DOOR | LOCKABLE ON ONE SIDE WITHOUT CENTER PANEL TOP MOUNTED CABINETS\*



FH	5	5	4	4	3	3	2	2	1	1
Height with base	6' 8.31"	6' 8.31"	5' 4.96"	5' 4.96"	4' 2"	4' 2"	2' 11.04"	2' 11.04"		
Height top cabinet							2' 7.10"	2' 7.10"	1' 3.75"	1' 3.75"
Height combi top cabinet					3' 9.28"	3' 9.28"	2' 6.31"	2' 6.31"	1' 2.96"	1' 2.96"
Number of shelves	4	4	3	3	2	2	1	1	0	0
<b>DEPTH</b>	<b>1' 5.32"</b>	<b>1' 11.62"</b>	<b>1' 5.32"</b>	<b>1' 11.62"</b>	<b>1' 5.32"</b>	<b>1' 11.62"</b>	<b>1' 5.32"</b>	<b>1' 11.62"</b>	<b>1' 5.32"</b>	<b>1' 11.62"</b>
Width 2' 7.50"	4431.650	4432.650	4431.640	4432.640	4431.630	4432.630	4431.620	4432.620	4213.610	4214.610
Width 3' 3.37"	4431.950	4432.950	4431.940	4432.940	4431.930	4432.930	4431.920	4432.920	4213.910	4214.910
Width 3' 11.24"	4431.850	4432.850	4431.840	4432.840	4431.830	4432.830	4431.820	4432.820	4213.810	4214.810

\*Top-mounted cabinets in 2 FH result from the 2 FH cabinet, configured without base.

### 2-DOOR | LOCKABLE ON ONE SIDE WITH CENTER PANEL TOP MOUNTED CABINETS\*



FH	5	5	4	4	3	3	2	2	1	1
Height with base	6' 8.31"	6' 8.31"	5' 4.96"	5' 4.96"	4' 2"	4' 2"	2' 11.04"	2' 11.04"		
Height top cabinet							2' 7.10"	2' 7.10"	1' 3.75"	1' 3.75"
Height combi top cabinet					3' 9.28"	3' 9.28"	2' 6.31"	2' 6.31"	1' 2.96"	1' 2.96"
Number of shelves	8	8	6	6	4	4	2	2	0	0
Center panel	■	■	■	■	■	■	■	■	■	■
<b>DEPTH</b>	<b>1' 5.32"</b>	<b>1' 11.62"</b>	<b>1' 5.32"</b>	<b>1' 11.62"</b>	<b>1' 5.32"</b>	<b>1' 11.62"</b>	<b>1' 5.32"</b>	<b>1' 11.62"</b>	<b>1' 5.32"</b>	<b>1' 11.62"</b>
Width 2' 7.50"	4405.650	4406.650	4405.640	4406.640	4405.630	4406.630	4405.620	4406.620	4223.610	4224.610
Width 3' 3.37"	4405.950	4406.950	4405.940	4406.940	4405.930	4406.930	4405.920	4406.920	4223.910	4224.910
Width 3' 11.24"	4405.850	4406.850	4405.840	4406.840	4405.830	4406.830	4405.820	4406.820	4223.810	4224.810

\*Top-mounted cabinets in 2 FH result from the 2 FH cabinet, configured without base.

### 2-DOOR | LOCKABLE ON BOTH SIDES WITH CENTER PANEL TOP MOUNTED CABINETS\*



FH	5	5	4	4	3	3	2	2	1	1
Height with base	6' 8.31"	6' 8.31"	5' 4.96"	5' 4.96"	4' 2"	4' 2"	2' 11.04"	2' 11.04"		
Height top cabinet							2' 7.10"	2' 7.10"	1' 3.75"	1' 3.75"
Height combi top cabinet					3' 9.28"	3' 9.28"	2' 6.31"	2' 6.31"	1' 2.96"	1' 2.96"
Number of shelves	8	8	6	6	4	4	2	2	0	0
Center panel	■	■	■	■	■	■	■	■	■	■
<b>DEPTH</b>	<b>1' 5.32"</b>	<b>1' 11.62"</b>	<b>1' 5.32"</b>	<b>1' 11.62"</b>	<b>1' 5.32"</b>	<b>1' 11.62"</b>	<b>1' 5.32"</b>	<b>1' 11.62"</b>	<b>1' 5.32"</b>	<b>1' 11.62"</b>
Width 2' 7.50"	4441.650	4446.650	4441.640	4446.640	4441.630	4446.630	4441.620	4446.620	4225.610	4226.610
Width 3' 3.37"	4441.950	4446.950	4441.940	4446.940	4441.930	4446.930	4441.920	4446.920	4225.910	4226.910
Width 3' 11.24"	4441.850	4446.850	4441.840	4446.840	4441.830	4446.830	4441.820	4446.820	4225.810	4226.810

\*Top-mounted cabinets in 2 FH result from the 2 FH cabinet, configured without base.

## WALL UNITS

WALL UNITS	1-DOOR ONE-SIDED LOCKABLE	2-DOOR ONE-SIDED LOCKABLE	2-DOOR ONE-SIDED LOCKABLE WITH CENTER PANEL	2-DOOR LOCKABLE ON BOTH SIDES WITH CENTER PANEL
<b>FH</b>	<b>2</b>	<b>2</b>	<b>1</b>	<b>2</b>
Height	2' 7.10"	2' 7.10"	1' 3.75"	2' 7.10"
Number of shelves	1	1	0	2
<b>DEPTH</b>	<b>1' 5.32"</b>	<b>1' 5.32"</b>	<b>1' 5.32"</b>	<b>1' 5.32"</b>
Width 1' 4.14"	4931.220			
Width 2' 0.02"	4931.420			
Width 2' 7.50"		4933.620	4933.610	4935.620
Width 3' 3.37"		4933.920	4933.910	4935.920
Width 3' 11.24"		4933.820	4933.810	4935.820

FH = folder height  
Height specifications refer to a 0' 3.94" high base.



## SLIDING DOOR CABINETS

SLIDING DOOR CABINETS WITH CENTER PANEL				TOP MOUNTED CABINETS WITH CENTER PANEL			
<b>FH</b>	3	3	2	2	2	1	1
Height with base	4' 2"	4' 2"	2' 11.04"	2' 11.04"	2' 11.04"	1' 3.75"	1' 3.75"
Height top cabinet			2' 7.10"	2' 7.10"	2' 7.10"	1' 2.96"	1' 2.96"
Height combi top cabinet	3' 9.28"	3' 9.28"	2' 6.31"	2' 6.31"	2' 6.31"	1' 2.96"	1' 2.96"
Number of shelves	4	4	2	2	2	0	0
<b>DEPTH</b>	1' 4.54"	1' 10.83"	1' 4.54"	1' 10.83"	1' 6.90"	1' 4.54"	1' 10.83"
Width 2' 7.50"	4243.630	4244.630	4243.620	4244.620		4205.610	4206.610
Width 3' 3.37"	4243.930	4244.930	4243.920	4244.920		4205.910	4206.910
Width 3' 11.24"	4243.830	4244.830	4243.820	4244.820		4205.810	4206.810
Width 4' 6.33"					4040.820		

### SLIDING DOOR CABINETS WITH CENTER PANEL, LOCKABLE

<b>FH</b>	5	5
Height	6' 8.31"	6' 8.31"
Number of shelves	8	8
Center panel	■	■
<b>DEPTH</b>	2' 0.41"	2' 0.41"
Width 7' 10.49"	4708.850	4706.850

## SUSPENSION FILE CABINETS

SUSPENSION FILE CABINETS*				COMBINATION CABINETS WITH TWO DOORS			DRAWER CABINETS
<b>FH</b>	3	3	2	2	5	5	5
Height	4' 2"	4' 2"	2' 11.04"	2' 11.04"	6' 8.31"	6' 8.31"	6' 8.31"
Number of extracts	3	3	2	2	2	3	3
<b>DEPTH</b>	1' 5.32"	1' 11.62"	1' 5.32"	1' 11.62"	1' 5.32"	1' 5.32"	1' 11.62"
Width 2' 7.50"	4163.630	4164.630	4161.620	4162.620	4153.650	4155.650	4156.650

\*can be combined with combination top cabinets

## DRAWER CABINETS

<b>FH</b>	2
Height	2' 11.04"
Number of extracts	4
<b>DEPTH</b>	1' 5.32"
Width 1' 4.14"	4175.220
Width 2' 0.02"	4175.420
Width 2' 7.50"	4175.620

## ROLLER SHUTTER CABINETS

ROLLER SHUTTER CABINETS								TOP MOUNTED CABINETS			
<b>FH</b>	5	5	4	4	3	3	2	2	1	1	
Height with base	6' 8.31"	6' 8.31"	5' 4.96"	5' 4.96"	4' 2"	4' 2"	2' 11.04"	2' 11.04"	1' 3.75"	1' 3.75"	
Height top cabinet							2' 7.10"	2' 7.10"	1' 2.96"	1' 2.96"	
Height combi top cabinet					3' 9.28"	3' 9.28"	2' 6.31"	2' 6.31"	1' 2.96"	1' 2.96"	
Number of shelves	4	4	3	3	2	2	1	1	0	0	
Center panel											
<b>DEPTH</b>	1' 4.54"	1' 10.83"	1' 4.54"	1' 10.83"	1' 4.54"	1' 10.83"	1' 4.54"	1' 10.83"	1' 4.54"	1' 10.83"	
Width 2' 7.50"	4531.650	4532.650	4531.640	4532.640	4531.630	4532.630	4531.620	4532.620	4533.610	4534.610	
Width 3' 3.37"	4531.950	4532.950	4531.940	4532.940	4531.930	4532.930	4531.920	4532.920	4533.910	4534.910	
Width 3' 11.24"	4531.850	4532.850	4531.840	4532.840	4531.830	4532.830	4531.820	4532.820	4533.810	4534.810	



Color-matched handle bar with grip and without disturbing handle



Extra wide profile strips for more stability

### SHUTTERS



White 9010 Aluminium look

### MEDIA CADDY



<b>MODEL</b>	9126.001
Dimensions W/H/D	2' 3.56" x 3' 1.01" x 2' 3.56"
Number of shelves	1
Info	incl. viewing rear panel, laptop shelf with full extension, ventilation grille, 6-way socket with 9' 10.11" cable, 4 castors, 2 of these lockable, cover plate with rounded corners (r=0' 1.57")



9126.001 Media Caddy

FH = folder height  
Height specifications refer to a 0' 3.94" high base.

Corpus construction in 2' 7.50"/3' 3.37" width and 1' 6.9"/1' 10.83" depth



- Pinboard covered with fabric
- Side walls for better glare and privacy protection
- Table top height adjustable; cable outlet optional

Cabinet wall with media workstations ideal for working with laptops

Chairs info p. 12

## MEDIA WORKSTATIONS

- space-saving integration of media workstations in one cabinet wall
- table top available in sizes ISO 4-7
- optional with cable outlet
- back wall covered with fabric and useable as pin board, see A2S material overview

MEDIA WORKSTATIONS	
DEPTH	1' 6.9"/1' 10.83"
Height	ISO size Table height 4-7
W 2' 7.50"	4750.601
W 3' 3.37"	4750.901
Number of shelves	1



Shelf top cabinet for sliding boards  
Sliding board with aluminium guide rails info p. 144

Base units with Tidy Boxes  
Tidy Boxes info p. 120

Media workstation can also be integrated individually into cabinet walls

## CABINETS FOR SLIDING BOARDS

- ideally combined with the multifunctional board system 3' 11.24" x 2' 7.50" portrait or landscape format
- additional storage space behind the boards
- can be combined with hinged door and sliding door base units in special heights, for individual planning please contact your A2S area manager

SHELF EXTENSIONS	WITHOUT CENTER PANEL		WITH CENTER PANEL		SHELF EXTENSIONS WITH TIDY BOXES		BASE UNITS WITH TIDY BOXES	
	WITHOUT CENTER PANEL	WITH CENTER PANEL	WITHOUT CENTER PANEL	WITH CENTER PANEL	WITHOUT CENTER PANEL	WITH CENTER PANEL	WITHOUT CENTER PANEL	WITH CENTER PANEL
DEPTH	1' 2.17"/1' 4.54"/1' 6.9"/1' 8.47"/1' 10.83"	1' 2.17"/1' 4.54"/1' 6.9"/1' 8.47"/1' 10.83"	1' 6.9"/1' 8.47"/1' 10.83"	1' 6.9"/1' 8.47"/1' 10.83"	1' 6.9"/1' 8.47"/1' 10.83"	1' 6.9"/1' 8.47"/1' 10.83"	1' 6.9"/1' 8.47"/1' 10.83"	1' 6.9"/1' 8.47"/1' 10.83"
Height	2' 10.25"/4' 2.39"	2' 10.25"/4' 2.39"	2' 10.25"/4' 2.39"	2' 10.25"/4' 2.39"	2' 10.25"/4' 2.39"	2' 10.25"/4' 2.39"	2' 10.25"/4' 2.39"	2' 10.25"/4' 2.39"
W 2' 7.50"	4730.600	4731.600	4740.070	4741.104	4740.070	4741.104	4740.070	4741.104
W 3' 3.37"	4730.900	4731.900						
W 3' 11.24"	4730.800	4731.800						
Number of shelves	2	4	2	3	2	3	6	9
Number of Tidy Boxes			8	12	8	12	12	18
Tidy Boxes small, number of Tidy Boxes			12 pieces	18 pieces	12 pieces	18 pieces	12 pieces	18 pieces
Tidy Boxes large, number of Tidy Boxes			6 pieces	9 pieces	6 pieces	9 pieces	6 pieces	9 pieces






**CHANGE**  
multifunctional cabinet with doors at the front and back:  
storage, pinboard, whiteboard and room divider in one;  
optionally as shelf cabinet or drawer cabinet with tidy boxes

## CHANGE CABINET SERIES CABINETS AND SIDEBOARDS



- CHANGE cabinets made of low-emission 3-layer finish board (E1), scratch-resistant coating, for finish selection see A2S material overview
- with a particularly durable plastic edge even in humid climate
- modern rounded aluminium profile corners reduce the risk of injury and make the furniture more resistant
- doors lockable at front and back
- sturdy metal frame with 4 robust, rubberized plastic castors
- CHANGE sideboard without doors with lots of storage space, thanks to Tidy Boxes and large storage compartment



Rounded aluminium profiles

**4130.502** CHANGE sideboard  
offers space for 16 small or 8 large Tidy Boxes



CHANGE cabinet  
with closed doors



**4130.503** CHANGE drawer cabinet  
with up to 12 small Tidy Boxes



**4130.501** CHANGE Shelf cabinet  
with 3 shelves

CHANGE	SHELF CABINET	DRAWER CABINET	SIDEBOARD	TIDY BOX SMALL	TIDY BOX LARGE
<b>MODEL</b>	<b>4130.501</b> with 3 shelves	<b>4130.503</b> with 2 shelves and 12 small Tidy Boxes	<b>4130.502</b> without doors, 4 compartments horizontally and 4 compartments vertically	<input type="checkbox"/> 515267 <input type="checkbox"/> 515264 <input type="checkbox"/> 515266 <input type="checkbox"/> 515265 <input type="checkbox"/> 515263	<input type="checkbox"/> 515520 <input type="checkbox"/> 515517 <input type="checkbox"/> 515519 <input type="checkbox"/> 515518 <input type="checkbox"/> 515516
Dimensions W/H/D	3' 4.94" x 5' 4.57" x 1' 11.62"	3' 4.94" x 5' 4.57" x 1' 11.62"	4' 6.33" x 3' 3.37" x 1' 7.29"	1' 0.2" x 0' 2.95" x 1' 4.93"	1' 0.2" x 0' 5.91" x 1' 4.93"


**OPTIONS**

Back panel cork linoleum ■

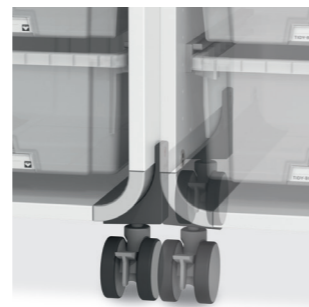




4130.506 CHANGE Caddy with door, lockable



Rounded aluminium profiles



Magnetic linking system for connecting several caddies, e.g. to form a material cabinet



Optionally with magnetic sides

## CHANGE CABINET SERIES | CADDIES



- modern rounded aluminium profile corners reduce the risk of injury and make the furniture more resistant
- CHANGE Caddies made of low-emission 3-layer finish board (E1), for finish selection see A2S material overview
- sturdy metal frame with 4 robust, rubberized plastic castors
- multifunctional as storage space at the table, room divider or small counter



4130.505 CHANGE Caddy open on one side



4130.506 CHANGE Caddy with door



4130.507 CHANGE Caddy open on both sides



9124 CHANGE Caddy

### CHANGE CADDIES








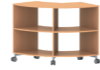
MODEL	4130.505	4130.506	4130.507	9124
Design	Caddy open on one side	Caddy with door, lockable	Caddy open on both sides	Media Caddy with roller shutters and drawers
Dimensions W/H/D	1' 2.17" x 3' 7.70" x 1' 9.65"	1' 2.17" x 3' 7.70" x 1' 9.65"	1' 2.17" x 3' 7.70" x 1' 9.65"	1' 4.93" x 3' 7.70" x 2' 1.59"
Weight	68 lb 5 oz	79 lb 6 oz	72 lb 12 oz	123 lb 7 oz
Number of compartments	2 x storage space 3 small Tidy Boxes or 1 small and 1 large Tidy Box	2 x storage space 3 small Tidy Boxes or 1 small and 1 large Tidy Box	1 x storage space 2 x 3 small Tidy Boxes or 2 x 1 small and 1 large Tidy Box	2 x drawers 1 x pull-out shelf 1 x storage compartment
Magnetic connector	■	■	■	■

### OPTIONS





Magnetic side walls	■	■	■	■
---------------------	---	---	---	---



## BOOKSHELVES AND ROOM DIVIDERS

	DRAWER- GROUP CABINET	BOOK TROLLEY			CIRCULAR SEG- MENT SHELF	QUARTER CIR- CLE SHELF
						
<b>MODEL</b>	4009.001	6432.001	6432.002	6432.003	4425.150	4801.921
Dimensions W/H/D	2' 7.50" x 2' 5.92" x 2' 7.50"	2' 11.43" x 3' 2.58" x 1' 0.99"	2' 11.43" x 3' 2.58" x 1' 0.99"	3' 11.24" x 5' 2.20" x 2' 1.59"	5' 0.63" x 2' 11.83" x 1' 11.23"	4' 5.94" x 3' 0.22" x 1' 6.90"
Number of compart- ments/shelves	12/ 2	1	3	8	4	4
Design	mobile book cube, with 6 Tidy Boxes on both sides and one shelf	mobile book shelf, one-sided useable with 2 sloping magazine shelves and one straight shelf	mobile book shelf, one-sided useable with 3 straight shelves	mobile book shelf, usable on both sides with 4 straight shelves	mobile, inner radius 6' 9.89" with cover plate and side handles	mobile, inner radius 1' 7.29"

## SHELVES AND ROOM DIVIDERS

SHELVES/ROOM DIVIDERS   WOOD			SHELVES/ROOM DIVIDERS   STEEL		
					
<b>DESIGN</b>	<b>BASIC SHELF</b>	<b>EXTENSION SHELF</b>	<b>DESIGN</b>	<b>BASIC SHELF</b>	<b>EXTENSION SHELF SHELF</b>
Number of shelves	6 per side	6 per side	Number of shelves	5	5
Dimensions W/H	2' 8.68" x 6' 7.92"	2' 7.50" x 6' 7.92"	Dimensions W/H	3' 5.73" x 6' 6.74"	3' 3.76" x 6' 6.74"
Depth 1' 1.39"	6220	6225	Depth 0' 11.81"	6280	6285
Depth 2' 4.35"	6230	6235	Depth 1' 3.75"	6281	6286
			Depth 1' 7.68"	6282	6287
			Depth 1' 11.62"	6283	6288
<b>OPTIONS</b>					
Movable bookend (0992)	<input type="checkbox"/>	<input type="checkbox"/>			
Shelf with guide groove (0638)	<input type="checkbox"/>	<input type="checkbox"/>			
Magazine shelf (0644)	<input type="checkbox"/>	<input type="checkbox"/>			
Labelling carrier (0652)	<input type="checkbox"/>	<input type="checkbox"/>			
Labelling strip (0653)	<input type="checkbox"/>	<input type="checkbox"/>			
End bracket (6220010)	<input type="checkbox"/>	<input type="checkbox"/>			



Shelves/room divider



Labelling strips



Quick-adjustable bookend











Labelling carriers






\* Height for mobile cabinets + 0' 1.18"













## PROPERTY LOCKERS





PROPERTY LOCKERS				
				
<b>MODEL</b>	4001.820	4003.830	4002.820	4004.820
Dimensions W/H/D	4' 6.33" x 2' 11.04" x 1' 6.90"	4' 6.33" x 3' 10.46" x 1' 6.90"	4' 6.33" x 2' 11.04" x 1' 6.90"	4' 6.33" x 2' 11.04" x 1' 6.90"
No. of compartments	6	6	9	6
Option mobile*	<input type="checkbox"/>	<input type="checkbox"/>	<input type="checkbox"/>	<input type="checkbox"/>

PROPERTY LOCKERS				
				
<b>MODEL</b>	4005.820	4006.820	4007.820	4020.820
Dimensions W/H/D	4' 6.33" x 2' 11.04" x 1' 6.90"	4' 6.33" x 2' 11.04" x 1' 6.90"	4' 6.33" x 2' 11.04" x 1' 6.90"	4' 6.33" x 2' 11.04" x 1' 6.90"
No. of compartments	3	3	3	3
Number of Tidy Boxes	8 x small	8 x small	16 x small	8 x large
Option mobile*	<input type="checkbox"/>	<input type="checkbox"/>	<input type="checkbox"/>	<input type="checkbox"/>

PROPERTY LOCKERS					
					
<b>MODEL</b>	4128.420	4128.620	4128.820	4129.422	4129.622
Dimensions W/H/D	2' 3.56" x 2' 11.04" x 1' 6.90"	3' 4.94" x 2' 11.04" x 1' 6.90"	4' 6.33" x 2' 11.04" x 1' 6.90"	2' 3.56" x 2' 11.04" x 1' 6.90"	3' 4.94" x 2' 11.04" x 1' 6.90"
Number of Tidy Boxes	16 x small	24 x small	32 x small	8 x large	12 x large
Option mobile*	<input type="checkbox"/>	<input type="checkbox"/>	<input type="checkbox"/>	<input type="checkbox"/>	<input type="checkbox"/>

## PUPIL SUBJECT SHELVES

SCHOOL SATCHEL SHELVES										
										
<b>MODEL</b>	4031.220	4031.320	4031.420	4031.230	4031.330	4031.100	4031.430	4031.240	4031.340	4031.440
No. of compartments	4	6	8	6	9	12	12	8	12	16
Dimensions W/H/D	2' 0.02" x 3' 4.16" x 1' 4.54"	2' 11.83" x 3' 4.16" x 1' 4.54"	3' 11.24" x 3' 4.16" x 1' 4.54"	2' 0.02" x 4' 9.87" x 1' 4.54"	2' 11.83" x 4' 9.87" x 1' 4.54"	3' 3.37" x 4' 9.87" x 1' 4.54"	3' 11.24" x 4' 9.87" x 1' 4.54"	2' 0.02" x 6' 3.59" x 1' 4.54"	2' 11.43" x 6' 3.59" x 1' 4.54"	3' 11.24" x 6' 3.59" x 1' 4.54"
Option mobile*	<input type="checkbox"/>	<input type="checkbox"/>	<input type="checkbox"/>	<input type="checkbox"/>	<input type="checkbox"/>	<input type="checkbox"/>	<input type="checkbox"/>	<input type="checkbox"/>	<input type="checkbox"/>	<input type="checkbox"/>

PUPIL LOCKERS								
								
<b>MODEL</b>	4260.629	4261.629	4262.820	4263.820				
No. of compartments	9	9	12	12				
Dimensions W/H/D	2' 11.43" x 2' 11.04" x 1' 4.54"	2' 11.43" x 2' 11.04" x 1' 10.83"	3' 11.24" x 2' 11.04" x 1' 4.54"	3' 11.24" x 2' 11.04" x 1' 10.83"				
Option mobile*	<input type="checkbox"/>	<input type="checkbox"/>	<input type="checkbox"/>	<input type="checkbox"/>				

## SPECIALIST CLASSROOM CABINETS

### LAPTOP CABINET



**4440.200**  
Laptop cabinet



From the front, opened



From behind, closed



From behind, opened

<b>MODEL</b>	<b>4440.200</b>
Doors	2-door
Dimensions W/H/D	3' 11.24" x 4' 3.18" x 1' 8.47"
Number of shelves	16
Design	space for 16 laptops, incl. 2 Tidy Boxes, 2 x 8-way power socket with inrush current limiter, 1 x cable outlet in the back wall on the left for power supply, cable holder on the back wall on the left for winding up the power cable, castor frame with 4 double swivel castors, 2 of which are lockable, 2 furniture handles on the sides, lockable with safety lock

### INSTRUMENT CABINETS



<b>MODEL</b>	<b>4444.011</b>	<b>4444.012</b>	<b>4444.850</b>
Doors	2-door	2-door	2-door
Dimensions W/H/D	3' 11.24" x 6' 8.31" x 1' 11.62"	3' 11.24" x 6' 8.31" x 1' 11.62"	4' 11.05" x 6' 8.31" x 2' 4.74"
Design	lockable on one side, without center panel, 2 removable shelves, 8 small compartments at bottom right	individually lockable on both sides, with center panel, 8 removable shelves, 10 small compartments on the right, container for small parts on the inside of the doors	individually lockable on both sides, with center panel, 5 removable shelves, 4 small compartments, 3 compartments on the bottom right, holders and containers on the inside of the doors

### DRAWING CABINETS DIN A0



<b>MODEL</b>	<b>1181.006</b>	<b>1181.106</b>	<b>1181.008</b>	<b>1181.108</b>
Dimensions W/H/D	4' 5.15" x 2' 7.10" x 3' 0.61"	3' 3.37" x 2' 7.10" x 2' 2.77"	4' 5.15" x 3' 2.58" x 3' 0.61"	3' 3.37" x 3' 2.58" x 2' 2.77"
Number of extracts	6	6	8	8

The wooden drawing cabinets are delivered disassembled.

### DRAWING CABINETS MADE OF SHEET STEEL DIN A0



<b>MODEL</b>	<b>4182</b>	<b>4183</b>	<b>4185</b>	<b>4186</b>
Powder-coated	RAL 1013 pearl white	RAL 1013 pearl white	RAL 1013 pearl white	RAL 1013 pearl white
Dimensions W/H/D	4' 5.15" x 2' 5.92" x 3' 1.79"	4' 5.15" x 2' 5.92" x 3' 1.79"	3' 7.31" x 2' 5.92" x 2' 6.12"	3' 7.31" x 2' 5.92" x 2' 6.12"
Number of extracts	8	10	8	10

## SINK CABINETS

### SINK CABINETS



<b>MODEL</b>	<b>4438.650</b>	<b>4438.950</b>	<b>4438.850</b>
Doors	2-door	2-door	2-door
Dimensions W/H/D	2' 7.50" x 6' 8.31" x 1' 11.62"	3' 3.37" x 6' 8.31" x 1' 11.62"	3' 11.24" x 6' 8.31" x 1' 11.62"
Design	lockable on one side, without back wall, with trailing base and recessed bottom panel	lockable on one side, without back wall, with trailing base and recessed bottom panel	lockable on one side, without back wall, with trailing base and recessed bottom panel

## WARDROBE CABINETS

WARDROBE CABINETS	WITH LONGITUDINAL EXTENSION ROD			WITH TRANSVERSE CLOTHES RAIL			WARDROBE SHELVES		
<b>FH</b>	5	5	5	5	5	5	5	5	5
Height	6' 8.31"	6' 8.31"	6' 8.31"	6' 8.31"	6' 8.31"	6' 8.31"	6' 8.31"	6' 8.31"	6' 8.31"
Number of shelves	0	0	4	1	2	4	1	1	2
Center panel		■	■		■	■			■
<b>DEPTH</b>	<b>1' 5.32"</b>	<b>1' 5.32"</b>	<b>1' 5.32"</b>	<b>1' 11.62"</b>	<b>1' 11.62"</b>	<b>1' 11.62"</b>	<b>1' 11.62"</b>	<b>1' 10.83"</b>	<b>1' 10.83"</b>
Width 2' 0.02"	4403.450			4404.450			4419.450		
Width 2' 7.50"				4407.650			4448.650 4408.650 4410.650 4419.650 4429.650		
Width 3' 3.37"				4443.950 4407.950			4448.950 4408.950 4410.950 4419.951 4429.950		
Width 3' 11.24"				4443.850 4407.850			4448.850 4408.850 4410.850 4419.850 4429.850		



Hallway cabinets with top mounted cabinets provide sufficient storage space; the integrated seating niche with benches and table for primary pupils creates a cosy area for short breaks or a quiet workplace for individual or group work

Hallway cabinets in 2 widths and 3 equipment variants establish order; the seating niche offers seating comfort in the hallway without having to adjust the escape routes

## HALLWAY FURNITURE SYSTEM WITH SEATING NICHES



- flexible for different rooms and budgets
- in 5 FH and 2 different widths for 1 or 2 students
- top mounted cabinet in 1 FH or 2 FH with plenty of storage space
- carrier board material certified hardly flammable according to DIN 4201 B1
- finish white hardly flammable according to DIN 4201 B1
- cabinet-high handle strips, keep the escape route clear and are easy to grip from any height
- optionally all cabinets lockable
- in 3 different equipment variants
- with coat hook for jackets
- with tidy boxes optionally large and small
- small tidy boxes also fit under the A2S tables
- pull-out stools with non-slip foot
- base distributor for levelling
- bodies with connecting screws securely interconnected
- seating niche for primary school with 2 seating benches in TAFF B1 or ARTIFICIAL LEATHER B1 and 1 table
- seating niche for secondary school with one seating bench in button upholstery ARTIFICIAL LEATHER B1
- finish and material color selection see A2S Material overview
- seating niches can also be combined with other 5 FH A2S cabinets, e.g. in the classroom or administrative area
- for individual planning also as a corner solution or with inclined roof please also contact your A2S area manager

### HALLWAY CABINETS IN 3 EQUIPMENT VARIANTS FOR 1 OR 2 PUPILS



1 fixed and 3 adjustable shelves

Coat hooks and Tidy Boxes

Coat hook, Tidy Box and stool

HALLWAY FURNITURE SYSTEM	HALLWAY CABINET					TOP MOUNTED CABINET		SEATING NICHES	PRIMARY SCHOOL	SECONDARY SCHOOL
<b>FH</b>	<b>5</b>	<b>5</b>	<b>5</b>	<b>1</b>	<b>2</b>			<b>FH</b>	<b>5</b>	<b>5</b>
Width 1' 2.17" · for 1 pupil	6670.250	6671.250	6672.250	6675.210	6675.220			Dimensions W/H/D	6680.001	6680.002
Width 1' 6.90" · for 2 pupils	6670.950	6671.950	6672.950	6675.910	6675.920				4' 8.69" x 6' 8.27" x 2' 3.56"	4' 8.69" x 6' 8.27" x 2' 3.56"
Dimensions H/D	6' 8.27" - 1' 10.83"	6' 8.27" - 1' 10.83"	6' 8.27" - 1' 10.83"	1' 3.87" - 1' 10.83"	2' 6.98" - 1' 10.83"			Seat height	1' 2.96"	1' 7.68"
1 fixed floor above		■	■					Bench	self-supporting	self-supporting
1 fixed floor below	■	■	■					Full upholstery	B1 hardly flammable, PG 2 and 4	B1 hardly flammable, PG 4
Adjustable shelf	3							Seat upholstery, thickness, W/D	0' 5.31" , 2' 1.59" x 1' 3.75"	0' 4.84" , 4' 7.12" x 1' 11.62"
Shelf with bottom panel	■							Back upholstery, thickness, W/H	0' 2.72" , 2' 1.59" x 1' 7.68"	0' 2.48" , 4' 7.12" x 3' 0.22"
Coat hooks		1/2	1/2					Weight	284 lb 6 oz	277 lb 13 oz
Tidy Box bottom large transparent		1								
Tidy Boxes selectable large/small		2/0 or 1/2 or 0/4	1/0 or 0/2							
Stool				6690.200/ 6690.900						
Finishing side	6674.050	6674.050	6674.050	6674.010	6674.020					
Weight	134 lb 8 oz/ 156 lb 8 oz	125 lb 11 oz/ 141 lb 2 oz	154 lb 5 oz/ 180 lb 12 oz	30 lb 14 oz/ 37 lb 8 oz	55 lb 2 oz/ 63 lb 15 oz					
<b>OPTIONS</b>										
Lockable	■	■	■	■	■			Top mounted cabinet width 1' 2.17"	4 x mod. 6675.210/ 6675.220	4 x mod. 6675.210/ 6675.220
Sloping roof one-sided	■	■	■	■	■			Top mounted cabinet width 1' 6.90"	3 x mod. 6675.910/ 6675.920	3 x mod. 6675.910/ 6675.920
Sloping roof on both sides	■	■	■	■	■			Sloping roof one-sided	■	■
Sloping roof corner solution	■	■	■	■	■					





Tidy boxes in 2 sizes and 5 colors

## TIDY BOXES



- in 2 sizes and 5 colors
- drawers made of saliva-proof plastic
- removable title block on the narrow side
- lengthwise and transversely insertable through circumferential handle strip
- fully recyclable
- optional: transparent lid

TIDY BOX	SMALL	LARGE	COVER
Dimensions W/H/D	1' 0.2" x 0' 2.95" x 1' 4.93"	1' 0.2" x 0' 5.91" x 1' 4.93"	0' 11.81" x 0' 0.59" x 1' 4.54"
MODEL	<ul style="list-style-type: none"> <li>■ 515267</li> <li>■ 515264</li> <li>■ 515266</li> <li>■ 515265</li> <li>■ 515263</li> </ul>	<ul style="list-style-type: none"> <li>■ 515520</li> <li>■ 515517</li> <li>■ 515519</li> <li>■ 515518</li> <li>■ 515516</li> </ul>	<ul style="list-style-type: none"> <li>■ 516340</li> </ul>

### TIDY BOX



Tidy Boxes keep order in property lockers.



Mountable on different table models.



Removed from the cabinets, the Tidy Boxes can be conveniently and efficiently stowed away at the workplace.

## PLAY BUILD SIT ROL ARRANGE TIDY UP ODDS AND ENDS.

As a playable box on wheels, as a comfortable stool with upholstered lid or simply as a clearly arranged shelf - the versatile odds and ends box quickly creates space for all kinds of things that quickly accumulate, especially in the all-day school routine, and helps to keep the classroom tidy.



4070 Odds and ends box as a mobile stool with upholstered lid and castors



Odds and ends box, connected to the shelf

## ODDS AND ENDS BOX










- 1' 3.75" x 1' 3.75" x 1' 2.57" cube made of robust, low-emission 3-layer finished panel (E1), scratch-resistant coating
- with patented connecting elements made of stable plastic, which are simply clamped into the handle holes
- the elements can be quickly and safely joined together to form entire shelf walls - and removed again when they are needed in the room
- furniture edges with plastic strips protect against damage
- available in many friendly colors, see A2S material overview
- removable seat upholstery in many colors

ODDS AND ENDS BOX	UPHOLSTERED LIT	CASTORS
4070 1' 3.75" x 1' 3.75" x 1' 2.57"	0125 upholstered, cover according to A2S color chart	0175 4 pieces, robust plastic double castors



## GLASS DISPLAY CASES

GLASS DISPLAY CASES	2/3 OF THE HEIGHT SAFETY GLASS LOCKABLE ON ONE SIDE				2/3 OF THE HEIGHT SAFETY GLASS INDIVIDUALLY LOCKABLE ON BOTH SIDES		SLIDING GLASS DOORS AT THE TOP AND HINGED DOORS AT THE BOTTOM
							
<b>FH</b>	<b>5</b>	<b>5</b>	<b>5</b>	<b>5</b>	<b>5</b>	<b>5</b>	<b>5</b>
Height	6' 8.31"	6' 8.31"	6' 8.31"	6' 8.31"	6' 8.31"	6' 8.31"	6' 8.31"
Number of shelves	4	4	4	4	8	8	4+2
Center panel					■	■	■
<b>DEPTH</b>	<b>1' 5.32"</b>	<b>1' 11.62"</b>	<b>1' 5.32"</b>	<b>1' 11.62"</b>	<b>1' 5.32"</b>	<b>1' 11.62"</b>	<b>1' 5.32"</b>
Width 2' 0.02"	4411.450	4412.450					
Width 2' 7.50"							4355.650
Width 3' 3.37"			4413.950	4414.950	4451.950	4452.950	4355.950
Width 3' 11.24"			4413.850	4414.850	4451.850	4452.850	4355.850


## DISPLAY CASES



5472 Display case free standing




4815 Display case for wall mounting


DISPLAY CASES							
<b>MODEL</b>	<b>5472</b>	<b>5483</b>	<b>5484</b>	<b>5485</b>	<b>4810</b>	<b>4815</b>	<b>4820</b>
Dimensions W/H/D	4' 11.05" x 5' 6.93" x 1' 9.46"	4' 11.05" x 3' 3.37" x 0' 11.81"	4' 11.05" x 3' 3.37" x 0' 2.83"	6' 6.74" x 3' 3.37" x 0' 2.83"	3' 3.37" x 3' 3.37" x 0' 5.91"	4' 11.05" x 3' 3.37" x 0' 5.91"	6' 6.74" x 3' 3.37" x 0' 5.91"
Design	freestanding	wall mounting*	wall mounting*	wall mounting*	wall mounting**	wall mounting**	wall mounting**

\*with magnetic back wall, optionally back pwall with colored cork coating \*\*back wall with colored cork coating

## MAGAZINE CABINETS

MAGAZINE CABINETS		
<b>MODEL</b>	<b>4399.850</b>	<b>4398.950</b>
Doors	2-door	2-door
Dimensions W/H/D	3' 11.24" x 6' 8.31" x 1' 5.32"	3' 3.37" x 6' 8.31" x 1' 5.32"
Design	with 12 magazine flaps, with center panel at the top, bottom 2 FH 2-door, individually lockable on both sides	with 12 magazine flaps, without center panel at the top, bottom 2 FH 2-door, individually lockable on both sides

## COUNTER CABINETS

COUNTER CABINETS LOCKABLE				
Height	3' 5.34"	3' 5.34"	3' 9.28"	3' 9.28"
Number of shelves	2	2	2	2
<b>DEPTH</b>	<b>1' 4.54"</b>	<b>1' 10.83"</b>	<b>1' 4.54"</b>	<b>1' 10.83"</b>
Width 3' 3.37"	4605.910	4600.910	4605.950	4600.950
Width 3' 11.24"	4605.810	4600.810	4605.850	4600.850
Info	Room divider with 2 sliding doors for secondary schools. Open at the top with 6 small compartments.			

FH = folder height  
Height specifications refer to a 0' 3.94" high base.

## TEACHER'S COMPARTMENT CABINETS

### TEACHER'S COMPARTMENT CABINETS | LOCKABLE



FH	5	5	5	5	5	5
Height	6' 8.31"	6' 8.31"	6' 8.31"	6' 8.31"	6' 8.31"	6' 8.31"
No. of teacher compartments	5	5	10	10	3	6
Number of shelves					1	2
DEPTH	1' 5.32"	1' 11.62"	1' 5.32"	1' 11.62"	1' 5.32"	1' 5.32"
Width 1' 4.14"	4267.250	4268.250			4271.250	
Width 2' 0.02"	4267.450	4268.450			4271.450	
Width 2' 7.50"			4269.650	4270.650		4273.650
Width 3' 3.37"			4269.950	4270.950		4273.950
Width 3' 11.24"			4269.850	4270.850		4273.850

### TEACHER'S COMPARTMENT CABINETS | WITH MAILBOXES IN THE MIDDLE




FH	5	5	5	5
Height	6' 8.31"	6' 8.31"	6' 8.31"	6' 8.31"
No. of teacher compartments	4	4	3	3
Number of mailboxes	4	4	3	3
DEPTH	1' 5.32"	1' 11.62"	1' 5.32"	1' 11.62"
Width 1' 4.14"	4279.250	4280.250	4283.250	4284.250
Width 1' 8.08"	4279.950	4280.950		
Width 2' 0.02"	4279.450	4280.450		
Info			lower 2 FH with 1 revolving door	lower 2 FH with 1 revolving door

### TEACHER'S LOCKERS CABINETS | WITH MAILBOXES CENTRED | WITH CENTRE PANEL



FH	5	5	5	5	5	5	5	5
Height	6' 8.31"	6' 8.31"	6' 8.31"	6' 8.31"	6' 8.31"	6' 8.31"	6' 8.31"	6' 8.31"
No. of teacher compartments	8	8	8	8	6	6	6	6
Number of mailboxes	8	8	8	8	6	6	6	6
DEPTH	1' 5.32"	1' 11.62"	1' 5.32"	1' 11.62"	1' 5.32"	1' 11.62"	1' 5.32"	1' 11.62"
Width 2' 0.02"	4239.450	4240.450			4287.450	4288.450		
Width 2' 7.50"			4281.650	4282.650			4285.650	4286.650
Width 3' 3.37"			4281.950	4282.950			4285.950	4286.950
Width 3' 11.24"			4281.850	4282.850				
Info					lower 2 FH with 1 revolving door	lower 2 FH with 1 revolving door	lower 2 FH with 2 revolving doors	lower 2 FH with 2 revolving doors


### TEACHER'S COMPARTMENTS WITH MAILBOXES UNDERNEATH | TEACHER'S COMPARTMENTS WITH LETTER SLOTS ABOVE



FH	5	5	5	5	5	5
Height	6' 8.31"	6' 8.31"	6' 8.31"	6' 8.31"	6' 8.31"	6' 8.31"
No. of teacher compartments	4	8	5	10	3	6
Number of mailboxes	4	8	5	10	3	6
DEPTH	1' 5.32"	1' 5.32"	1' 5.32"	1' 5.32"	1' 5.32"	1' 5.32"
Width 1' 4.14"	4275.250		4291.250			
Width 2' 7.50"		4277.650		4293.650		4297.650
Width 3' 3.37"		4277.950		4293.950		4297.950
Info					lower 2 FH with 1 revolving door	lower 2 FH with 2 revolving doors

## MAILBOX CABINETS

### MAILBOX CABINETS LOCKABLE



FH	5	5
Height	6' 8.31"	6' 8.31"
Number of mailboxes	24	36/36/48
Number of shelves	1	2
DEPTH	1' 5.32"	1' 5.32"
Width 2' 0.02"	4477.450	
Width 2' 7.50"		4479.650
Width 3' 3.37"		4479.950
Width 3' 11.24"		4479.850

## KITCHENETTE CABINETS

### KITCHENETTE CABINETS | SINK BASE CABINETS

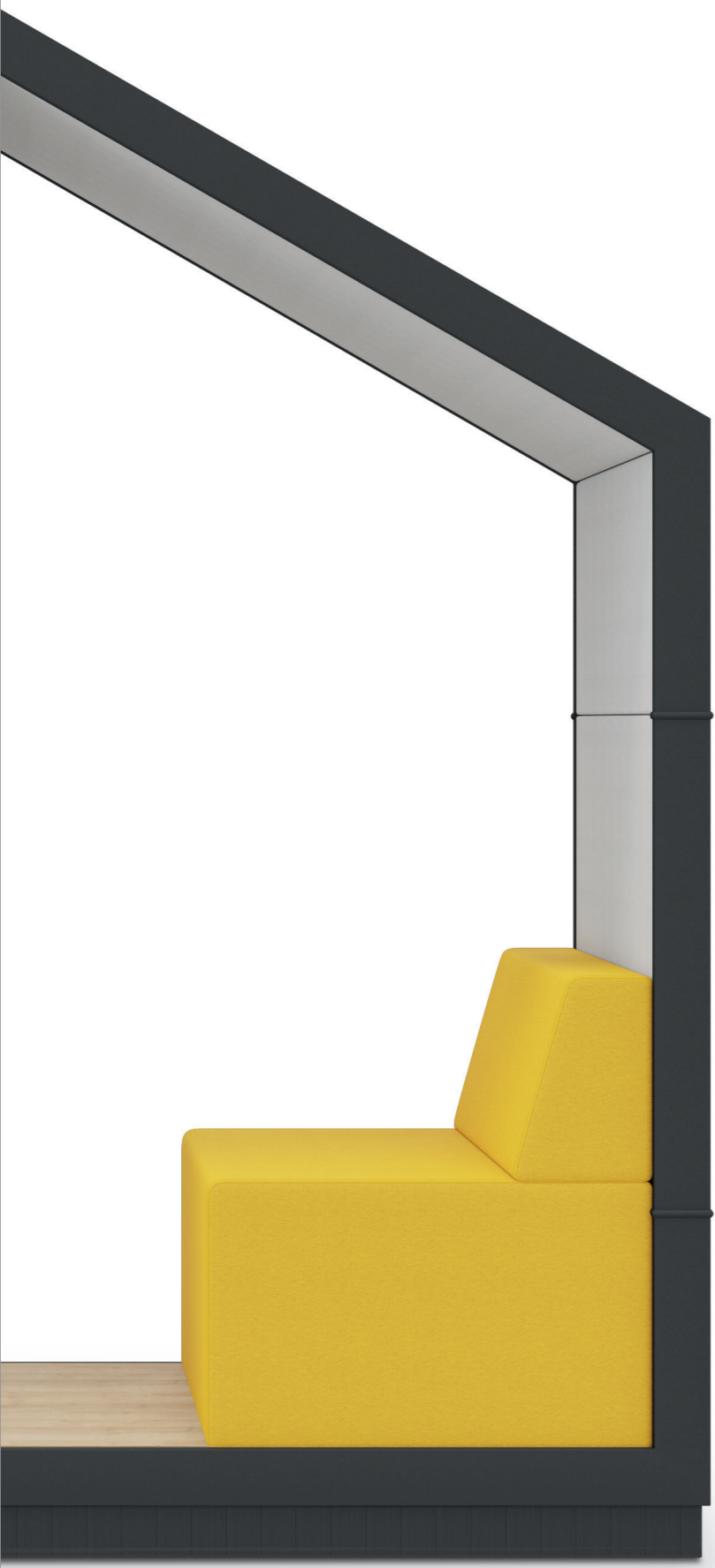


MODEL	4439.852	4459.100	6354.503	6354.420
Doors	2-door	Roller shutter	1-door	1-door
Dimensions W/H/D	3' 11.24" x 6' 8.31" x 2' 2.38"	4' 0.82" x 6' 8.31" x 2' 1.2"	1' 8.47" x 2' 4.35" x 1' 9.65"	1' 11.62" x 2' 4.35" x 1' 9.65"
Design	with carrying base, lockable on one side, supplemented by sink base cabinet 6354.503 and refrigerator or dishwasher	supplemented by sink base cabinet 6354.420 and refrigerator or dishwasher	addition to 4439.852 electrical and water connection on site	addition to 4459.100 electrical and water connection on site

FH = folder height  
Height specifications refer to a 0' 3.94" high base.







A2S LOUNGE FURNITURE | ACOUSTICS



CHILL HOUSE MEETING HOUSE 128 128 128



DOMINO MAZE 130 130 130 130 130 130



DOMINO HOUSE CYLINDA BLOC 132 133 133 133 133 133 133




COMFORT HI 134 134 134



Folding couch Folding chair CHILL-Series 135 136 136 136 136 136 136



COMBI partition wall 138 138



ACOUSTIC elements 140 140 140 140



**9390.002** CHILL HOUSE WOOD  
with exterior walls in natural oak



**9390.001** CHILL HOUSE  
with exterior walls in fabric

The CHILL House for relaxed breaks or pleasant reading, learning or exchanging. Ideally for hallways, waiting areas and auditoriums.

## CHILL HOUSE/MEETING HOUSE

- upholstered elements with backrest: Upholstery made of foam
- height upholstered element with backrest: 2' 2.77"
- upholstery and interior walls optional with fabric TAFF B1 or WOOL, for color selection see A2S material overview
- substructure of robust 3-layer chipboard
- frame construction: Metal frame with closed base powder-coated in RAL 9005 black or RAL 9010 pure white
- flooring in wooden panels natural oak

### CHILL HOUSE

- exterior walls available in fabric or wooden panels natural oak, for fabric selection see A2S material overview

### MEETING HOUSE

- table frame powder-coated like metal frame
- table top HPL coated, optional in white, anthracite or black
- multimedia connection: 1 x power socket, 1 x USB, 1 x HDMI
- incl. LED light
- optional with glass door and ventilation system

Your A2S area manager will be happy to advise you



### 9390.003 MEETING HOUSE

space for 4 people, incl. table, multimedia connections and LED light  
optional also with glass door and ventilation, for quiet working or undisturbed meetings

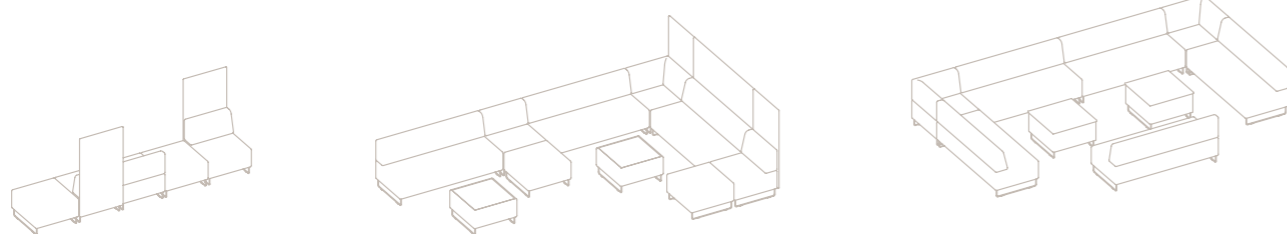
	CHILL HOUSE	CHILL HOUSE	MEETING HOUSE
<b>MODEL</b>	<b>9390.001</b>	<b>9390.002</b>	<b>9390.003</b>
Dimensions W/H/D	6' 10.68" x 7' 5.76" x 2' 6.71"	6' 10.68" x 7' 5.76" x 2' 6.71"	6' 10.68" x 7' 5.76" x 5' 0.24"
Seat height	1' 0.99"	1' 0.99"	1' 0.99"
Interior walls fabric TAFF B1/WOOL	■	■	■
Exterior walls fabric TAFF B1/WOOL	■	■	■
Exterior walls natural oak		■	
Frame powder-coated black	■	■	
Weight	462 lb 16 oz	462 lb 16 oz	1.102 lb 5 oz
Packaging note	is delivered disassembled on a pallet: W/H/D: 6' 10.68" x 6' 2.80" x 2' 6.71"	is delivered disassembled on a pallet: W/H/D: 6' 10.68" x 6' 2.80" x 2' 6.71"	is delivered disassembled on two pallets: 2 x W/H/D: 6' 10.68" x 6' 2.80" x 2' 6.71"








Fits together perfectly and offers numerous design possibilities: DOMINO and MAZE.  
For individual planning of your seating arrangements, please contact your A2S area manager.

## DOMINO AND MAZE SERIES

- robust construction and durable foams
- easy-care and hard-wearing fabrics and leather covers in a wide selection, in price group 1-4, see A2S material overview
- color combinations freely selectable within a fabric group
- optional with hardly inflammable fabric and leather covers in B1 of price group 2 and 4, see A2S material overview
- freely combinable individual modules, useable individually or in a fixed combination
- optional privacy and noise protection on back and/or sides, only available in fabric group WOOL
- frame powder-coated in RAL 9006 chrome silver as standard or optionally chrome-plated
- table available with finish board or glass board






Combination of  
**9387.147** MAZE stool with backrest and  
**9387.002** MAZE stool supplemented by  
elements of the CYLINDRA series

MODULE SYSTEM DOMINO	STOOL	STOOL WITH BACKREST	BENCH	EXTERNAL ELEMENT/CORNER ELEMENT	ARMREST	TABLE WITH GLASS BOARD/ FINISH BOARD
						
<b>MODEL</b>	<b>9384.001</b>	<b>9384.070</b>	<b>9384.165</b>	<b>9384.301R</b> <b>9384.302L</b> <b>9384.303E</b>	<b>9384.004</b>	<b>9384.003</b> <b>9384.006</b>
Dimensions W/H/D	2' 3.17" x 1' 5.72" x 2' 3.17"	2' 3.17" x 2' 5.13" x 2' 3.17"	5' 4.96" x 2' 5.13" x 2' 3.17"	2' 3.17" x 2' 5.13" x 2' 3.17"	8.66" x 1' 8.47" x 2' 3.17"	2' 3.17" x 1' 5.72" x 2' 3.17"
Seat height	1' 5.72"	1' 5.72"	1' 5.72"	1' 5.72"		
Powder-coated frame	skids	skids	skids	skids		skids
Weight	39 lb 11 oz	52 lb 15 oz	105 lb 13 oz	55 lb 2 oz	19 lb 13 oz	48 lb 8 oz

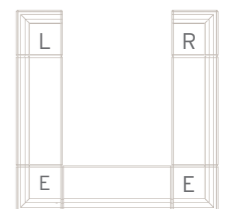
OPTIONS						
Chrome-plated frame	■	■	■	■		■
Felt floor protectors	■	■	■	■		■
Linking	■	■	■	■		■
Privacy screen*		<b>9385.069</b>	<b>9385.165</b>	<b>9385.069</b>		<b>9384.003</b>

\*mounted height 4' 5.15". Only available in fabric group Wool

MAZE	STOOL	STOOL WITH BACKREST	DOMINO PILLOW
			
<b>MODEL</b>	<b>9387.002</b>	<b>9387.147</b>	<b>9384.901</b>
Dimensions W/H/D	2' 7.50" x 1' 5.72" x 2' 8.28"	2' 7.50" x 2' 7.10" x 2' 8.28"	1' 1.78" x 1' 1.78" x 2.76"-3.54"
Seat height	1' 5.72"	1' 5.72"	
Powder-coated frame	round tube with platform	round tube with platform	
Weight	44 lb 1 oz	48 lb 8 oz	1 lb 2 oz

OPTIONS			
Chrome-plated frame	■	■	
Linking	■	■	

POSITIONING OF CORNER/  
EXTERNAL ELEMENTS



E = corner element  
L = external element left  
R = external element right



**9385.001 DOMINO HOUSE**  
suitable addition to the DOMINO and MAZE Series

## DOMINO SERIES | DOMINO HOUSE

- robust construction and durable foams
- frame powder-coated RAL 9006 chrome silver, optional chrome-plated
- height upholstered element with backrest: 2' 5.13"
- upholstery element as well as interior and exterior walls optional with FLEECE, SKANDIA, TAFF B1 or WOOL fabric, for color selection see A2S material overview
- optionally available in 3 different colors within one fabric group: seating element, interior wall and exterior wall
- equipped with coat hooks left and right, powder-coated black



Up to 3 different colors selectable within one fabric group: Seating element, interior wall and exterior wall



Equipped with one coat hook each left and right


### DOMINO HOUSE




<b>MODEL</b>	<b>9385.001</b>
Dimensions W/H/D	5' 6.93" x 5' 4.96" x 2' 4.35"
Seat height	1' 5.72"
Powder-coated frame	skids
Weight	253 lb 9 oz

### OPTIONS

Chrome-plated frame	■
Felt floor protectors	■



The colorful seating elements **CYLINDA** and **BLOC** combine comfort with maximum flexibility, even in small rooms, and are ideal in combination with our DOMINO and MAZE Series, see page 131




The seating islands of the **CYLINDA** and **BLOC** Series make diverse opportunities possible to place cosy and colorful spots.

## CYLINDA AND BLOC SERIES | UPHOLSTERED STOOL



- robust construction and durable upholstery
- easy-care and hard-wearing upholstery fabrics and leather covers in a wide selection, in price group 1-4, see A2S material overview
- optional with hardly inflammable fabric and leather covers, in price group 2 and 4, see A2S material overview
- felt or plastic floor protectors

	CYLINDA			BLOC		
<b>MODEL</b>	<b>9359.045</b>	<b>9359.090</b>	<b>9359.120</b>	<b>9358.042</b>	<b>9358.069</b>	<b>9358.096</b>
Dimensions W/D	Ø 1' 5.72"	Ø 2' 11.43"	Ø 3' 11.24"	1' 4.73" x 1' 4.73"	2' 3.36" x 1' 4.73"	3' 1.99" x 1' 4.73"
Seat height	1' 4.14"	1' 4.14"	1' 4.14"	1' 4.14"	1' 4.14"	1' 4.14"
Weight	17 lb 3 oz	44 lb 16 oz	66 lb 2 oz	18 lb 8 oz	28 lb 11 oz	39 lb 11 oz



Backrests acoustically effective

9396.168 COMFORT HI with 9386.001 C-shape table








## COMFORT SERIES | COMFORT HI

- flat skid frame optionally chrome-plated or powder-coated in RAL 9006 chrome silver
- robust construction and durable upholstery
- easy-care and hard-wearing fabrics and leather covers in the fabric groups 1-4 in a wide selection, see A2S material overview
- color combinations freely selectable within a fabric group
- optionally with hardly inflammable covers, B1 in price group 2 and 4, see A2S material overview
- COMFORT HI with high backrests is a room divider and absorbs sound

## LOUNGE TABLES

- chrome-plated frame
- table top with multi-layer melamine resin coating, therefore scratch- and impact-resistant and glare-free
- as standard, we supply the table with a 0.12" plastic edge in the color of the table top, see A2S material overview
- optional edge with 1.57" corner radius

UPHOLSTERED FURNITURE COMFORT HI	1-SEATER	2-SEATER	3-SEATER	LOUNGE TABLES*	
					
<b>MODEL</b>	<b>9396.105</b>	<b>9396.168</b>	<b>9396.223</b>	<b>9386.001</b>	<b>9386.137</b>
Dimensions W/H/D	3' 5.73" x 4' 3.57" x 2' 8.28"	5' 6.53" x 4' 3.57" x 2' 8.28"	7' 4.19" x 4' 3.57" x 2' 8.28"	1' 6.11" x 2' 4.74" x 1' 1.39"	4' 3.18" x 1' 9.26" x 2' 3.56"
Seat surface W/D	1' 10.44" x 1' 11.23"	3' 11.24" x 1' 11.23"	5' 8.90" x 1' 11.23"		
Seat height	1' 4.54"	1' 4.54"	1' 4.54"		
Chrome-plated frame	flat skids	flat skids	flat skids	C-shape	flat skids
Frame RAL 9006	■	■	■	■	
Weight	141 lb 2 oz	189 lb 10 oz	238 lb 2 oz	13 lb 4 oz	57 lb 5 oz

\* more lounge tables can be found at the plate foot tables on page 77





Folding couch and armchair for sitting, lounging, sleeping - just in case

## FOLDING ARMCHAIR AND COUCH

- a must for every all-day room with durable, 8.27" thick PUR foam core (hardness 35/45) - withstands even heavy use
- upholstery fabric TAFF B1 flame-resistant or PROTEX with antibacterial surface, water-repellent and easy to wipe off. Optional also with artificial leather, for colors see A2S material overview
- cover easy to remove through the zip and washable at 60 °C
- by folding out you get a lying surface of 5' 10.87" x 5' 9.29" (couch) or 2' 7.50" x 5' 10.87" (folding armchair)



5005.005 Folding armchair

	FOLDING ARMCHAIR	FOLDING COUCH
		
<b>MODEL</b>	<b>5005.005</b>	<b>5005.001</b>
Dimensions W/H/D	2' 7.50" x 2' 3.95" x 2' 7.50"	5' 10.87" x 2' 3.95" x 2' 10.65"
Seat height	1' 4.54"	1' 4.54"
Lying surface	2' 7.50" x 5' 10.87" x 8.27"	5' 10.87" x 5' 9.29" x 8.27"
Weight	26 lb 7 oz	66 lb 2 oz



Our **CHILL** Series with beanbags, stools and floor cushions provides the necessary balance of comfort - because it is known that relaxed learning is the most effective way to learn.

## CHILL SERIES | BEANBAGS/STOOL/CUSHION

- cover easily removable by zip
- fabrics washable or wipeable
- available in three different fabrics: OX, NORDIC or OUTSIDE, for color selection and material properties see A2S material overview
- beanbag with handle for easy carrying
- inner bag with safety zip
- filling of polystyrene beads, hardly inflammable, certified according to DIN 4102 B1
- beanbag in combination with stool to put up the feet
- stool and seat cushion not only for CHILL landscapes but also ideal for the seating circle

## CHILL SERIES | SEAT CUSHION

- cover easily removable by zip
- fabrics washable or wipeable
- available in three different fabrics: OX, NORDIC or OUTSIDE, for color selection and material properties see A2S material overview
- foam core
- as upholstery for benches and also ideal for the seating circle on the floor



Whether the comfortable **beanbag** with handle for easy carrying, most appropriate in combination with one of the **stools** for the feet, or a cosy lounging area of large **couch cushions** - that's how easy it is to create little oases of well-being in everyday school life.

The particularly hard-wearing and waterproof fabric OX is recommended for primary school, which also matches the color scheme of the primary school very well.

For a more homely atmosphere and comfortable haptic, we recommend the fabric NORDIC, which can be easily integrated with the fabric groups 1-4 in thought out color concepts for secondary schools.

CHILL	BEANBAG	BEANBAG JUNIOR	STOOL	STOOL JUNIOR	COUCH CUSHION	SEAT CUSHION
<b>MODEL</b>	<b>5030.045</b>	<b>5030.035</b>	<b>5033.040</b>	<b>5032.035</b>	<b>5031.001</b>	<b>5034.001</b>
Dimensions W/H/D	2' 6.71" x 3' 3.37" x 2' 9.86"	2' 1.59" x 2' 3.56" x 2' 2.77"	1' 5.72" x 1' 3.75" x 1' 5.72"	Ø 1' 1.78" x 1' 1.78"	5' 2.99" x 10.63" x 3' 11.24"	Ø 1' 1.78" x 1.97"
Seat height	1' 5.72"	1' 1.78"	1' 3.75"	1' 1.78"	n.a.	1.97"
Weight	12 lb 2 oz	7 lb 4 oz	5 lb 8 oz	1 lb 16 oz	17 lb 7 oz	
Use	secondary schools	primary schools	secondary schools	primary schools	primary schools	primary schools



**COMBI acoustic partition walls:**  
The right soundscape for healthy learning and working.

## COMBI SERIES | ACOUSTIC PARTITION WALL

- acoustically effective honeycomb board as core
- available in the easy-care and hard-wearing fabrics TAFF B1 and WOOL, color selection see A2S material overview
- optional with electrical set with sockets, also available for retrofiting
- simple and versatile combinable system for all types of work
- flexible zoning and design of rooms and inviting relaxation areas
- levelling feet powder-coated RAL 9006 chrome silver, optionally also available with castors



Triangular table  
**1003.118**  
3' 7.31" x 2' 7.50"



Trapezoidal table  
**1004.147**  
4' 7.12" x 2' 3.56"



Classroom table  
**7210**  
2' 3.56" x 1' 9.65"



Group table  
**1001.088**  
2' 7.50" x 2' 7.50"



Group table  
**1001.077**  
2' 3.56" x 2' 3.56"



**COMBI Acoustic movable walls** in combination with **1004.147** trapezoidal tables for quiet working areas and **9387.147** MAZE as an island of rest



Up to four walls can be connected at different angles without tools.



Powder-coated adjustable feet in chrome silver, optionally available with castors



### COMBI ACOUSTIC PARTITION WALLS



MODEL	6710.070	6710.090
Dimensions W/D	2' 3.56" x 4' 7.90" x 3.15"	2' 11.43" x 4' 7.90" x 3.15"
Weight	33 lb 1 oz	41 lb 14 oz

### OPTIONS

Felt floor protectors	■	■
Castors	■	■
Electrical kit	<b>6711.071</b>	<b>6711.091</b>



**6714.001/6714.002** Acoustic elements freestanding muffle noises, placeable in the room as required



Up to 5 pieces can be pushed into each other to save space

## LEAF-SHAPED ACOUSTIC ELEMENTS

- acoustically effective fabric-coated chipboard with leaf shape
- available in the material groups FELT or WOOL, color selection see A2S material overview
- elements in different colors can be selected within a material group

### FREESTANDING


- flexible zoning and pleasant design of rooms and relaxation areas depending on the situation
- for space-saving storage, can be pushed into each other up to max. 5 pieces

### WALL-MOUNTED





- sets in two different sizes
- for wall mounting by means of a rail



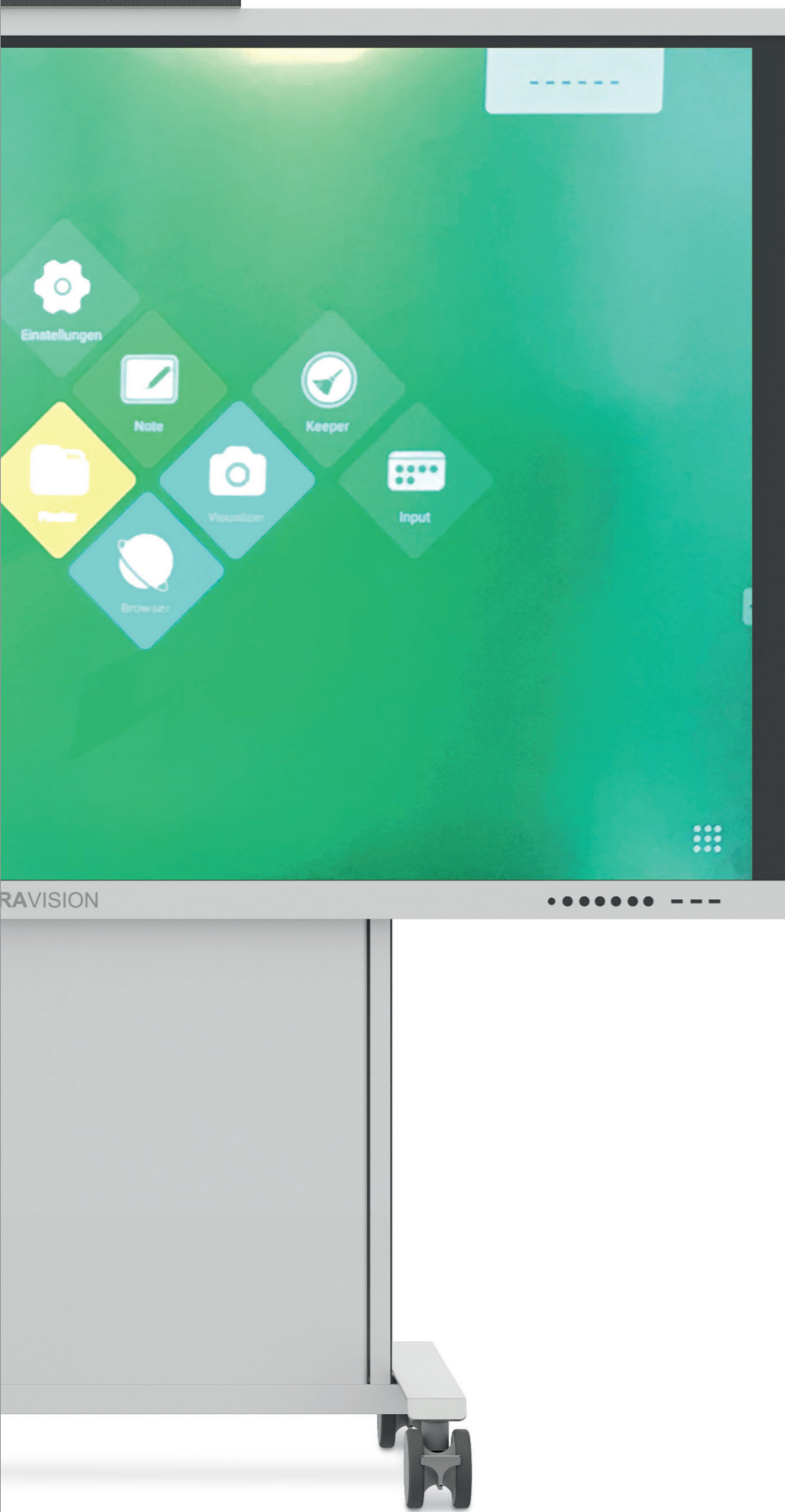
**6715.001/6715.002** The wall-mounted 3- and 5-part acoustic elements ensure pleasant acoustics and, thanks to their leaf shape, a natural atmosphere even during large meetings.



**6715.001** Acoustic elements wall-mounted 5-piece set

ACOUSTIC ELEMENTS	FREESTANDING		WALL-MOUNTED	
				
<b>MODEL</b>	<b>6714.001</b>	<b>6714.002</b>	<b>6715.001</b>	<b>6715.002</b>
Dimensions W/H/D	3' 5.73" x 4' 6.53" x 1.18"/1' 11.62"	4' 4.36" x 5' 9.88" x 1.18"/1' 11.62"	2 x: 3' 5.73" x 3' 8.49" x 1.18" 1 x: 4' 4.36" x 5' 3.39" x 1.18"	3 x: 3' 5.73" x 3' 8.49" x 1.18" 2 x: 4' 4.36" x 5' 3.39" x 1.18"
Frame powder-coated black	■	■		
Wall rail/overall length			8' 6.36"	13' 1.48"
Weight	35 lb 4 oz	59 lb 8 oz	90 lb 6 oz	158 lb 12 oz





A2S BOARDS



Multifunctional board system 144



Display 146




Digital boards 148




Long wall boards 150




Sliding boards 151



Pylon boards 152



Bogie boards 154  
 Light screens 154  
 Rulings 155  
 Accessories 155

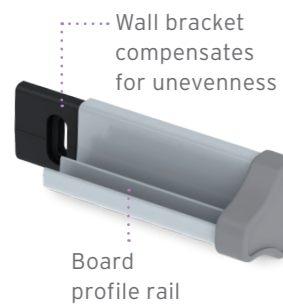


White sheet steel magnetic for whiteboard pens

Green sheet steel magnetic for chalk

The boards can be used in portrait and landscape format (different rail spacing)

The boards can be removed from the rails: ideal for group work on the site



The A2S aluminium guide with robust plastic end caps is simply mounted on the wall bracket

## MULTIFUNCTIONAL BOARD SYSTEM


- the board elements are particularly light and available in the sizes 2' 11.43" x 1' 11.62" and 3' 11.24" x 2' 7.50"
- the edging of the board elements is waterproof, the corners are rounded
- the working surfaces of the board elements in sandwich construction can be equipped as required, e.g. magnetic enamelled sheet steel in green or white
- the aluminium guide is robust, the fastening is invisible, the ends of the profile are enclosed by plastic caps
- board system can also be mounted on cabinet walls, info p. 109



The elastic ASSODUR® Edging strip protects the edges from impacts, e.g. when dropping



The lightweight board elements can be easily removed from the board profile rails, but are secured against accidental ejection



Sliding picture clamps with integrated gallery hook can be used in the upper aluminium guide

	SHEET STEEL GREEN		SHEET STEEL WHITE		SHEET STEEL GREEN/WHITE	
Dimensions	H 2' 11.43"	H 3' 11.24"	H 2' 11.43"	H 3' 11.24"	H 2' 11.43"	H 3' 11.24"
W 1' 11.62"	<b>6814 221</b>		<b>6814 321</b>		<b>6814 921</b>	
W 2' 7.50"		<b>6814 223</b>		<b>6814 323</b>		<b>6814 923</b>
<b>OPTIONS</b>						
Picture clamp (cannot be retrofitted)	■	■	■	■	■	■
Board profile rails <b>6872*</b>	■	■	■	■	■	■

\*Length individually adjustable, for exact planning please contact your A2S area manager



**DVmobil**  
useable in different classrooms

## DISPLAY | DURAVISION

- display made of tempered glass (ESG) glare-free with touch sensor
- resolution 3.840 x 2.160 pixels (UHD)
- display aspect ratio 16:9
- 2 integrated 12 W speakers
- integrated CPU: Android 5.1, Quad Core 450 MP, 2 GB RAM, 16 GB SSD, LAN, WIFI plug-in module, Wireless Mirroring Win, Mac, Android
- optional with plug-in PC and audio system



compatible with all operating systems



**DVpylone**  
with two board wings writeable on both sides, adjustment range up to 4' 7.12", with integrated storage strip

**DVcompact**  
height adjustable  
optional with electrical height adjustment

DURAVISION	COMPACT	MOBIL	PYLONE
			
<b>MODEL</b>	<b>DVcompact</b>	<b>DVmobil</b>	<b>DVpylone</b>
Dimensions W/H/D	75" (5' 9.29" x 3' 4.55" x 3.94") 86" (6' 6.35" x 3' 10.46" x 3.94")	75" (5' 9.29" x 3' 4.55" x 3.94") 86" (6' 6.35" x 3' 10.46" x 3.94")	75" (5' 9.29" x 3' 4.55" x 3.94") 86" (6' 6.35" x 3' 10.46" x 3.94")
Design	wall-mounted height adjustable	mobile height adjustable	wall-mounted height adjustable lateral, foldable board wings with 4 writing surfaces pylon height 8' 10.30"
Adjustment range	up to 1' 11.62"	up to 1' 11.62"	total pylon height
<b>OPTIONS</b>			
Plug-in PC	■	■	■
Audio system	■	■	■
Electrical height adjustment	■	■	

Bright ultra-short distance beamer for very good readability in all lighting conditions



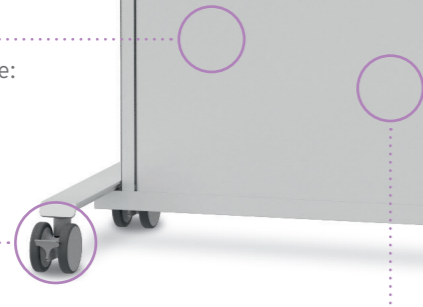
Highly robust steel enamel surface for everyday school life. The sensor reacts pixel-precisely and without delay



Writing surface with rounded plastic "security corners"

Edges with aluminium profiles processed waterproof

Maintenance-free height adjustment, adjustment range: up to 2' 3.56"



Firm stand due to heavy-duty castors, lockable in 2 positions



Storage strip integrated into the board, which keeps your hands free when needed

All electrical elements are safely stowed away; only the power supply cable is visible from outside

**DBmobil**  
useable in different classrooms

## DIGITAL BOARDS | DURABOARD

- system incl. whiteboard (6' 6.74" x 3' 11.24") and ultra-short distance beamer
- optional with computer or audio system
- optional with remote control of the board via tablet
- for permanently mounted systems optionally with board wing
- intuitive to use



compatible with all operating systems



**DBpylone**  
with two board wings writeable on both sides, adjustment range up to 4' 7.12"



**DBcompact**  
height adjustable, with integrated storage strip



The document camera (optional) transmits the image directly to the board



Optional with remote control of the board via tablet




The detection of pen movements is purely optical. No electromagnetic radiation, no exposure


DURABOARD	COMPACT	MOBILE	PYLONE
<b>MODEL</b>	<b>DBcompact</b>	<b>DBmobil</b>	<b>DBpylone</b>
Dimensions	6' 6.74" x 3' 11.24"	6' 6.74" x 3' 11.24"	6' 6.74" x 3' 11.24"
Design	wall-mounted height adjustable	mobile height adjustable	wall-mounted height adjustable folding side wings
Adjustment range	up to 2' 3.56"	up to 2' 3.56"	up to 4' 7.12"
optional: Board wings (except mobile board), audio system, integrated computer, software			

**BOARD ACCESSORIES**  
Audio system, response system, tablet and document camera complement the digital board system and expand the possibilities for use and learning.

Ask your A2S field service.



**Long wall board** Magnetic sheet steel green  
Ruling optional, see page 155



Available in 4 different surfaces



Picture clamping strip optional



Writing surface with rounded "safety corners";  
profile covers firmly screwed on

## LONG WALLBOARDS

- for wall mounting with and without storage strip
- due to the sandwich construction different surfaces are possible
  - enamelled, magnetic steel sheet in green or white
  - 0.16" thick cork coating
  - 0.24" thick cork linoleum coating in 4 different colors, see A2S material overview
- the edges of the writing surfaces are glued waterproof with natural anodised aluminium profiles
- the corners are protected with rounded plastic caps

	SHEET STEEL GREEN			SHEET STEEL WHITE			CORK COATING		CORK LINOLEUM COATING	
Dimensions	H 3' 3.37"	H 3' 11.24"	H 4' 11.05"	H 3' 3.37"	H 3' 11.24"	H 4' 11.05"	H 3' 3.37"	H 3' 11.24"	H 3' 3.37"	H 3' 11.24"
W 3' 3.37"	<b>6810 201</b>			<b>6820 301</b>			<b>6830 501</b>		<b>6815 401</b>	
W 3' 11.24"	<b>6810 202</b>			<b>6820 302</b>			<b>6830 502</b>		<b>6815 402</b>	
W 4' 11.05"	<b>6810 203</b>	<b>6810 204</b>		<b>6820 303</b>	<b>6820 304</b>		<b>6830 503</b>	<b>6830 504</b>	<b>6815 403</b>	<b>6815 404</b>
W 6' 6.74"	<b>6810 205</b>	<b>6810 206</b>		<b>6820 305</b>	<b>6820 306</b>		<b>6830 505</b>	<b>6830 506</b>	<b>6815 405</b>	<b>6815 406</b>
W 8' 2.42"	<b>6810 207</b>	<b>6810 208</b>		<b>6820 307</b>	<b>6820 308</b>		<b>6830 507</b>	<b>6830 508</b>	<b>6815 407</b>	<b>6815 408</b>
W 9' 10.11"	<b>6810 209</b>	<b>6810 210</b>	<b>6810 213</b>	<b>6820 309</b>	<b>6820 310</b>	<b>6820 313</b>	<b>6830 509</b>	<b>6830 510</b>	<b>6815 409</b>	<b>6815 410</b>

OPTIONS											
Storage strip	incl.	incl.	incl.	■	■	■	■	■	■	■	■
Picture clamping strip	■	■	■	■	■	■	■	■	■	■	■



Stop of end position by metal springs with rubber buffer



Hinged sliding board floor/wall mounting



Hinged sliding board wall mounting



Single surface sliding board

**ATTENTION!**  
Wall mounting of long wall or hinged sliding boards is only possible with solid walls; with lightweight walls only with load distribution frames.

## SLIDING BOARDS

- robust welded steel construction, scratch-resistant powder-coated
- maintenance-free, low-noise precision guide on 8 polyamide rollers with ball bearings
- aluminium guide rail
- sprung steel counterweights
- incl. storage strip and sponge container

### SINGLE SURFACE SLIDINGBOARD | FLOOR/WALL MOUNTING

	SHEET STEEL GREEN			SHEET STEEL WHITE		
Dimensions	H 3' 3.37"	H 3' 11.24"	H 4' 11.05"	H 3' 3.37"	H 3' 11.24"	H 4' 11.05"
W 6' 6.74"	<b>6843 205</b>	<b>6843 206</b>	<b>6843 211</b>	<b>6843 305</b>	<b>6843 306</b>	<b>6843 311</b>
W 8' 2.42"	<b>6843 207</b>	<b>6843 208</b>	<b>6843 212</b>	<b>6843 307</b>	<b>6843 308</b>	<b>6843 312</b>
W 9' 10.11"	<b>6843 209</b>	<b>6843 210</b>	<b>6843 213</b>	<b>6843 309</b>	<b>6843 310</b>	<b>6843 313</b>

optional: mobile version, free-standing version, floor mounting


### HINGED SLIDINGBOARDS | FLOOR/WALL MOUNTING

	SHEET STEEL GREEN			SHEET STEEL WHITE		
Dimensions	H 3' 3.37"	H 3' 11.24"	H 4' 11.05"	H 3' 3.37"	H 3' 11.24"	H 4' 11.05"
W 6' 6.74"	<b>6840 205</b>	<b>6840 206</b>	<b>6840 211</b>	<b>6840 305</b>	<b>6840 306</b>	<b>6840 311</b>
W 8' 2.42"	<b>6840 207</b>	<b>6840 208</b>		<b>6840 307</b>	<b>6840 308</b>	

optional: mobile version, free-standing version, floor mounting

### HINGED SLIDINGBOARDS | WALL MOUNTING

	SHEET STEEL GREEN			SHEET STEEL WHITE		
Dimensions	H 3' 3.37"	H 3' 11.24"	H 4' 11.05"	H 3' 3.37"	H 3' 11.24"	H 4' 11.05"
W 6' 6.74"	<b>6841 205</b>	<b>6841 206</b>	<b>6841 211</b>	<b>6841 305</b>	<b>6841 306</b>	<b>6841 311</b>
W 8' 2.42"	<b>6841 207</b>	<b>6841 208</b>		<b>6841 307</b>	<b>6841 308</b>	



**Hinged Pylon sliding board**  
with ruling 11 (info p. 155)

## PYLON BOARDS

- robust aluminium column guide, wall mounting
- maintenance-free and low-noise precision guide on 8 polyamide rollers with ball bearing
- incl. storage strip and sponge container
- working surface made of enamelled, magnetic sheet steel in green or white
- waterproof processed edge trim with rounded corners
- rulings optional for green or white board surfaces


### HINGED PYLON SLIDING BOARD

	SHEET STEEL GREEN			SHEET STEEL WHITE		
Dimensions	H 3' 3.37"	H 3' 11.24"	H 4' 11.05"	H 3' 3.37"	H 3' 11.24"	H 4' 11.05"
W 6' 6.74"	<b>6850 205</b>	<b>6850 206</b>	<b>6850 211</b>	<b>6850 305</b>	<b>6850 306</b>	<b>6850 311</b>
W 8' 2.42"	<b>6850 207</b>	<b>6850 208</b>		<b>6850 307</b>	<b>6850 308</b>	

incl. storage strip and sponge container



**Pylon double sliding board**  
incl. storage strip and sponge container  
for wall mounting



**Pylon single-surface sliding board**  
incl. storage strip and sponge container  
for wall mounting



Storage strip and sponge container



Rulings optional for green or white boards (info p. 155)



The accessories adhere magnetically to the sheet steel board surface

### PYLON DOUBLE SLIDING BOARD

	SHEET STEEL GREEN			SHEET STEEL WHITE			SHEET STEEL GREEN			SHEET STEEL WHITE		
Dimensions	H 3' 3.37"	H 3' 11.24"	H 4' 11.05"	H 3' 3.37"	H 3' 11.24"	H 4' 11.05"	H 3' 3.37"	H 3' 11.24"	H 4' 11.05"	H 3' 3.37"	H 3' 11.24"	H 4' 11.05"
W 6' 6.74"	<b>6854 205</b>	<b>6854 206</b>	<b>6854 211</b>	<b>6854 305</b>	<b>6854 306</b>	<b>6854 311</b>	<b>6853 205</b>	<b>6853 206</b>	<b>6853 211</b>	<b>6853 305</b>	<b>6853 306</b>	<b>6853 311</b>
W 8' 2.42"	<b>6854 207</b>	<b>6854 208</b>	<b>6854 212</b>	<b>6854 307</b>	<b>6854 308</b>	<b>6854 312</b>	<b>6853 207</b>	<b>6853 208</b>	<b>6853 212</b>	<b>6853 307</b>	<b>6853 308</b>	<b>6853 312</b>
W 9' 10.11"	<b>6854 209</b>	<b>6854 210</b>	<b>6854 213</b>	<b>6854 309</b>	<b>6854 310</b>	<b>6854 313</b>	<b>6853 209</b>	<b>6853 210</b>	<b>6853 213</b>	<b>6853 309</b>	<b>6853 310</b>	<b>6853 313</b>
W 13' 1.48"	<b>6854 214</b>	<b>6854 215</b>	<b>6854 216</b>	<b>6854 314</b>	<b>6854 315</b>	<b>6854 316</b>	<b>6853 214</b>	<b>6853 215</b>	<b>6853 216</b>	<b>6853 314</b>	<b>6853 315</b>	<b>6853 316</b>

incl. storage strip and sponge container



Magnetic writing surface can be rotated 360° and locked



Connecting rod removable, alternatively available with electric motor

## BOGIE BOARDS

- with mobile, stable tubular steel frame and 4 swivel castors, universally applicable
- the 360° horizontally rotating writing surface can be locked in any position and is magnetic
- edges waterproof processed
- incl. storage strip and sponge container
- rulings optional

### 6855 SERIES

	SHEET STEEL GREEN		SHEET STEEL WHITE	
Dimensions	H 3' 3.37"	H 3' 11.24"	H 3' 3.37"	H 3' 11.24"
W 3' 11.24"	<b>6855 202</b>		<b>6855 302</b>	
W 4' 11.05"	<b>6855 203</b>	<b>6855 204</b>	<b>6855 303</b>	<b>6855 304</b>
W 6' 6.74"	<b>6855 205</b>	<b>6855 206</b>	<b>6855 305</b>	<b>6855 306</b>

incl. storage strip and sponge container

## SCREENS

- structured, matt white surface; cloth type D according to DIN 19045
- housing made of square sheet steel RAL 9003
- removable connection rod
- also with electric motor in noise-insulated construction with automatic limit stop against moving the screen too far out

### 6880 AND 6890 SERIES

	CONNECTING ROD	ELECTRIC MOTOR
W 6' 6.74" x H 6' 6.74"	<b>6882</b>	<b>6892</b>
W 9' 10.11" x H 8' 2.42"		<b>6895</b>
W 9' 10.11" x H 9' 10.11"	<b>6886</b>	

## RULINGS

- all rulings are possible on green, enamelled writing surface as well as on frosted glass inlay wings
- selected rulings on white enamel steel up to board size 9' 10.11" x 3' 11.24" possible

1. SCHOOL YEAR	2. SCHOOL YEAR	3. SCHOOL YEAR	4. SCHOOL YEAR	4. SCHOOL YEAR
<b>RULING 01</b> Distance: 1.57" 1.97" 1.57"	<b>RULING 02</b> Distance: 1.18" 1.57" 1.18"	<b>RULING 03</b> Distance: 1.38" 3.15"	<b>RULING 04</b> Distance: 3.94" also on steel enamel white	<b>RULING 08</b> Distance: 3.15"
CALCULATION BOX	CALCULATION BOX	CALCULATION BOX	CROSS CHECK	CROSS CHECK
<b>RULING 05</b> Distance: 1.97" also on steel enamel white	<b>RULING 07*</b> Distance: 2.76"	<b>RULING 10</b> Distance: 3.94" also on steel enamel white	<b>RULING 11</b> Distance: 1.97" also on steel enamel white	<b>RULING 12</b> Distance: 3.94" also on steel enamel white
SHORTHAND LINES	NOTE LINES	NOTE LINES	*Ruling 07 not available with white frosted glass inlay board	
<b>RULING 14</b> Distance: 1.57"	<b>RULING 15</b> Distance: 0.98" also on steel enamel white	<b>RULING 16</b> Distance: 1.97"		

## ACCESSORIES

PICTURE CLAMPING STRIP	PICTURE CLAMP	BOARD WIPER	WIPING FELTS	DRAWING SETS		
<b>6865</b>	<b>6860</b>	<b>509261</b>	<b>509296</b>	<b>6862</b> 4-piece: ruler, compass, set-square 1' 11.62", pointer, instrument board, magnetic	<b>6863</b> 4-piece: ruler, compass, set-square 2' 7.50", pointer, instrument board, magnetic	<b>6869</b> 6-piece: ruler, compass, angle 45°, angle 30°, protractor, pointer, instrument board, magnetic
BOARD PEN HOLDER	BOARD PEN	PIN SET	HOLDING MAGNETS	POWER MAGNETS		
<b>509303</b>	<b>509304</b>	<b>509260</b>	<b>509306</b>	<b>509307</b>		



## A2S FINISH BOARDS

When pupils are letting off steam, the tables at which they sit should be particularly resistant to abrasion, scratches and shocks. That's exactly why we have covered all our tabletops, which are made of chipboard with A2S standard finishes, in several layers with a robust melamine resin coating.


This means that school furniture not only survives the rough everyday school life, it is also easy to clean and largely glare-free.



## WOODMARK

Our tabletops are subjected to a lot of wear and tear every day. That's why we provide them with a lot for their journey through life. Special resins ensure break-proof quality of our MDF carrier boards. Under high pressure and heat we press the upper and lower cover layer of hard-wearing, melamine resin-coated finish layer with the board in a metal mould. This makes Woodmark surfaces particularly resistant to abrasion, scratches and impacts.

They are glare-free and easy to clean. Rounded edges reduce the risk of injury.



## COMPACT BOARD

The compact board is a highly compressed, black colored wood fibre board. The natural material wood is gently defibered during production and further processed according to ecological aspects. The board has a very high density and is therefore, despite its slim design (thickness 0.47"), extremely robust and the edges are particularly resistant.

## MULTIPLEX

Multiplex is, as a material made of cross-glued solid veneers, very dimensionally stable and resilient. For our table tops we coat the robust core made of solid beech multiplex on both sides with 0.03" thick HPL laminate, which is abrasion-, scratch- and impact-resistant. In addition it is fire-retardant, food-safe and environmentally friendly, thanks to renewable raw materials. Soft rounded edges make the table tops less susceptible to possible damage and reduce the risk of injury.





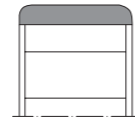


## PLASTIC EDGE

The plastic edge is robust and shock-proof. As standard, these plastic edges are manufactured in a color matching the surface finish. These edges are ideally suited for table tops in administrative areas.



0.04" square edge  
(corpus furniture)



0.12" edge rounded off  
(front panels of corpus furniture and table tops)

## SOLID WOOD EDGES

A2S solid wood edges are firmly glued to the chipboard, have a high-quality appearance and protect the stressed furniture edges. We offer our concealed edges for the highest demands - in this case the chipboard is additionally coated on both sides with a 0.03" thick HPL board. This abrasion-, scratch-resistant and shock-proof HPL coating is fire-retardant, food-safe and, thanks to renewable raw materials, environmentally friendly.

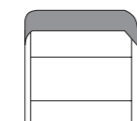


Concealed edge  
band crowned



## ASSODUR® EDGE

For the ASSODUR® edge, the elastic and liquid polyurethane edge is cast onto the table edge in a metal mould. Due to the strong cross-linking with the board material, it is thus particularly permanently bonded to the chipboard. The ASSODUR® edges are available in three color combinations, all free of PVC and especially abrasion- and impact-resistant.



## PAGHOLZ®


Wherever furniture is subject to particularly heavy use, we rely on PAGHOLZ®, an invention from our company. For PAGHOLZ®, thin veneer layers are prepared at great expense, individually stained and soaked in synthetic resin. Only then we press them under heat with up to 2,000 tons of pressure into the desired shape.

PAGHOLZ® offers the natural appearance of solid wood and much more:

- high form stability
- high scratch and wear resistance
- shock and break resistance
- resistance to staining and abrasion
- light fastness and resistance to chemicals

For you, this means: easy cleaning and flame-resistant, self-extinguishing material that is even weatherproof with special resins on request.

You can be sure of that: We only use native red beech from tree stocks that are carefully reforested. And of course all products made of PAGHOLZ® are particularly durable and can be recycled.



Resistant to  
chemicals



Stain- and  
abrasion-resistant




Hardly inflammable,  
self-extinguishing



Scratch- and  
wear-resistant



Shock- and  
break-proof



Lightfast

## ADVICE

We advise you on site.



## INSTALLATION

Our fitters set up fully assembled furniture without disrupting school operations.



## PLANNING

Design of your rooms on request, including color and furnishing concept in accordance with the legally required standards.




## PACKAGING

We take all packaging with us for disposal, you just need to arrange the furniture.




## VISUALISATION

Detailed renderings provide more planning security.



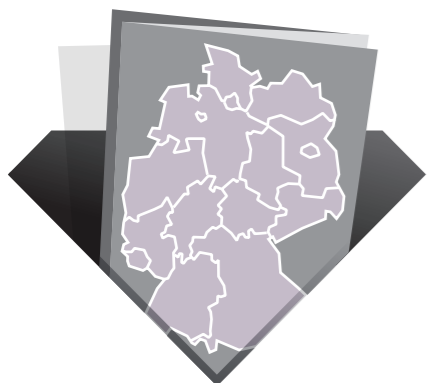
## SPARE PARTS

Even after years you can obtain spare parts quickly and without bureaucracy directly from [www.a2s.com/service](http://www.a2s.com/service) [service@a2s.com](mailto:service@a2s.com)



## ON-SITE SERVICE

All the furniture is assembled where you want it.



## REPAIR

In case of larger damages our repair service takes care of the issue.



**A**  
 Acoustic movable walls . . . . .138 f., 140 f.  
 Acoustic elements . . . . . 140 f.  
 Accessories boards . . . . . 155  
 Accessories classroom tables . . . . .59  
 Accessories table systems . . . . .89  
 Armchair . . . . . 135  
 Armrest (chairs with) . . . . . 22 f., 26 f., 28ff.  
 Assembly service . . . . . 160 f.  
 ASSODUR® edge, material science . . . . . 158

**B**  
 Bag shelves . . . . .115  
 Bar stools . . . . .15, 38 f., 41  
 Base units . . . . . 109, 125  
 Beanbag . . . . .136 ff.  
 Benches . . . . . 36 f.  
 BLOC Series . . . . . 133  
 Board accessories . . . . . 155  
 Board rulings . . . . . 155  
 Boards . . . . .142 ff.  
 Board system . . . . . 144 f.  
 Bogie boards . . . . .154  
 Book storage for classroom tables . . . . .59  
 Book shelves . . . . .114  
 Book trolley . . . . .114

**C**  
 C-shaped frame (chairs with) . . . . . 12 ff.  
 Cabinets for musical instruments . . . . .116  
 Cabinets individual . . . . . 98 f.  
 Cable clamp . . . . .89  
 Cable channel . . . . .89  
 Cable conduit . . . . .89  
 Cable outlet . . . . .89  
 Cantilever chairs . . . . .23, 31 f.  
 Castors . . . . . 70, 89  
 Certificates . . . . . 3  
 Chairs . . . . .10 ff.  
 Chairs with armrests . . . . . 22 f., 26 f., 28ff.  
 Chairs with C-shaped frame . . . . . 12 ff.  
 Chairs with four-leg frame . . . . .12 ff., 22 ff., 30 ff.  
 Chairs with plastic shell . . . . . 12 f., 20f.  
 Chairs with writing surface . . . . . 12 ff., 20 f.  
 Chairs with Z-shaped frame . . . . .12 f.  
 CHANGE Series . . . . .18f., 38, 110 ff.  
 Circular segment shelf . . . . .114  
 Clamping rails . . . . .152 f.  
 Classroom cabinets . . . . . 115 f.  
 Classroom chairs . . . . . 12 ff.  
 Classroom tables . . . . . 44 ff.  
 COMFORT Series . . . . . 134  
 Compact board, material science . . . . . 156  
 Computer tables . . . . . 66 ff.  
 Conference chairs . . . . . 30 ff.  
 Conference tables . . . . .78 ff.  
 Containers . . . . .92 ff.

Corpus furniture . . . . .97 ff.  
 CPU holder . . . . . 70, 89  
 Cushion . . . . .136 f.  
 Cushion combination . . . . .130 f.  
 CYLINDA Series . . . . . 133

**D**  
 Development . . . . . 4 f.  
 Desk systems . . . . .78 ff.  
 Digital boards . . . . . 148 f.  
 Display cases . . . . . 122  
 DOMINO Series . . . . .130 ff.  
 DOMINO HOUSE . . . . . 132  
 Drawing cabinets . . . . .116  
 Drawing devices (boards) . . . . . 155  
 Drawing tables . . . . .59

**E**  
 Electrically height-adjustable tables . . . . . 60 f.  
 Elements acoustic . . . . .138 ff.

**F**  
 Filing shelves/cabinets . . . . .103 f.  
 Finish boards, material science . . . . . 156  
 Fixed castor . . . . .89  
 FLEX . . . . .5, 12 f.  
 Floor cushions . . . . .136 f.  
 Folding sliding boards . . . . . 151 f.  
 Folding tables . . . . .72 ff.  
 Folding table transport trolley . . . . . 73  
 Four-legged frame (chairs with) . . . . .12 ff., 22 ff., 30 ff.  
 Four-legged stool . . . . . 34 f., 39  
 Freeform table systems . . . . . 83 f.

**G**  
 Gas-lift chairs . . . . .12 ff., 20 ff., 28 ff.

**H**  
 Hallway furniture system . . . . . 118 f.  
 Height-adjustable stools . . . . . 34 f., 39  
 Height-adjustable student chairs . . . . . 12 ff., 20 f.  
 Height-adjustable student desks . . . . . 55 ff.  
 High tables . . . . . 39, 60 ff., 77

**I**  
 Information display cases . . . . . 122  
 Interactive boards . . . . .146 ff.  
 IT tables . . . . . 66 f.

**L**  
 Large capacity chairs . . . . . 22 ff.  
 Laptop cabinet . . . . . 116  
 Light screens . . . . . 154  
 Line marking (boards) . . . . . 155  
 Long wall boards . . . . . 150  
 Lounge tables . . . . . 77, 134

**M**  
 Material boxes . . . . . 120  
 Mats . . . . .136 f.  
 MAZE Series . . . . .130 f.  
 Media workstations . . . . . 108 f.  
 Meeting tables . . . . .76 ff.  
 Mobile boards . . . . .144 f., 146, 148, 154  
 Mono-column tables . . . . . 62 f.  
 Mounting tables . . . . .78 ff.  
 Multifunctional board system . . . . . 109, 144 f.  
 Multiplex shells, chairs . . . . .20 ff., 34 ff.  
 Multiplex, materials science . . . . . 157  
 Multi-purpose chairs . . . . . 22 f.  
 Music cabinets . . . . . 116

**O**  
 Odds and ends box . . . . .121  
 On-site service . . . . . 160 f.  
 Office desks . . . . . 62 f., 78 f.  
 Office swivel chairs . . . . .28 ff.  
 OFFICE tables . . . . . 60 f.  
 Open shelves . . . . .102 f.

**P**  
 PAGHOLZ®, materials science . . . . . 159  
 PAGHOLZ® shell (chairs with) . . . . .14 ff., 30 f., 34 f., 38  
 Painting and drawing tables . . . . . 59  
 Pharmacy cabinets . . . . . 94 f.  
 Pin boards . . . . . 90 f., 150 f.  
 Plastic boxes . . . . . 120  
 Plastic edge, material science . . . . . 158  
 Plastic shell (chairs with) . . . . . 12 f., 20f.  
 Plastic stool . . . . . 35  
 Plate base tables . . . . . 77  
 Privacy screens . . . . . 90 f., 138 f.  
 Property shelves/cupboards . . . . .115, 120  
 Property trolley . . . . .115  
 Pylon boards . . . . .152 f.

**Q**  
 Quality . . . . . 2 f.  
 Quarter circle shelf . . . . .114

**R**  
 Rail system, boards . . . . . 144 f.  
 Roller shutter cabinets . . . . . 107  
 Rolling containers . . . . . 92 f.  
 Room dividers . . . . . 110 f., 114 ff., 123  
 Round tables . . . . . 63, 77, 83 f.

**S**  
 S-shaped tables . . . . .85  
 School bag shelves . . . . .115  
 Seat combinations . . . . .130 f.  
 Segment shelf . . . . .114  
 Segment tables . . . . . 80 ff.

Semicircular tables . . . . . 84, 87  
 Shelves . . . . .102 f., 114 f., 117  
 Sideboards . . . . . 110 ff.  
 Side folding tables . . . . . 70 f.  
 Single surface sliding boards . . . . . 150  
 Single boards . . . . . 144 f.  
 Size table . . . . . 8 f.  
 Skid-base chairs . . . . .14, 17, 20 f., 27  
 Sliding board system . . . . . 109, 144 f.  
 Sliding door cabinets . . . . . 106, 122  
 Sofas . . . . . 135  
 Solid wood chairs . . . . . 26 f.  
 Solid wood tables . . . . . 86 f.  
 Sound insulation . . . . . 90 f.  
 Specialist room tables . . . . . 58 f.  
 Stacking benches . . . . . 36 f.  
 Stacking chairs . . . . . 12 ff., 31 ff.  
 Stacking tables . . . . . 44 f., 72 f., 84 f.  
 Stacking trolley . . . . . 32, 73 f.  
 Standing/sitting workstation . . . . . 60 f.  
 Stool . . . . . 15, 34 f., 39, 41, 133  
 Storage boxes . . . . .120 f.  
 Student chairs . . . . . 12 ff.  
 Student chairs, height-adjustable . . . . . 12 ff., 20 f.  
 Suspension containers . . . . .93

Steel shelves . . . . .114  
 Suspension file for containers . . . . . 93  
 Swivel castor . . . . .70  
 Swivel spindle chairs . . . . . 12 ff., 21  
 Swivel stool . . . . .34 f., 39  
 Swivel work chairs . . . . .12 ff., 20 ff., 28 ff.

**T**  
 T-shaped tables . . . . .52 ff.  
 Table attachments . . . . .80  
 Table combinations . . . . .78 ff.  
 Table partition wall system . . . . . 90 f.  
 Tables . . . . .42 ff.  
 Tables, electrically height-adjustable . . . . . 60 f.  
 Table systems . . . . .78 ff.  
 Teacher's cabinets . . . . .124 f.  
 Teacher's desks . . . . . 64 f.  
 Tidy Boxes . . . . . 120  
 Top-mounted cabinets . . . . .102, 104 ff., 118 f.  
 Transport trolley . . . . . 32, 73 f.  
 Trapezoidal tables . . . . .83 f., 87  
 Triangular tables . . . . . 83 f.

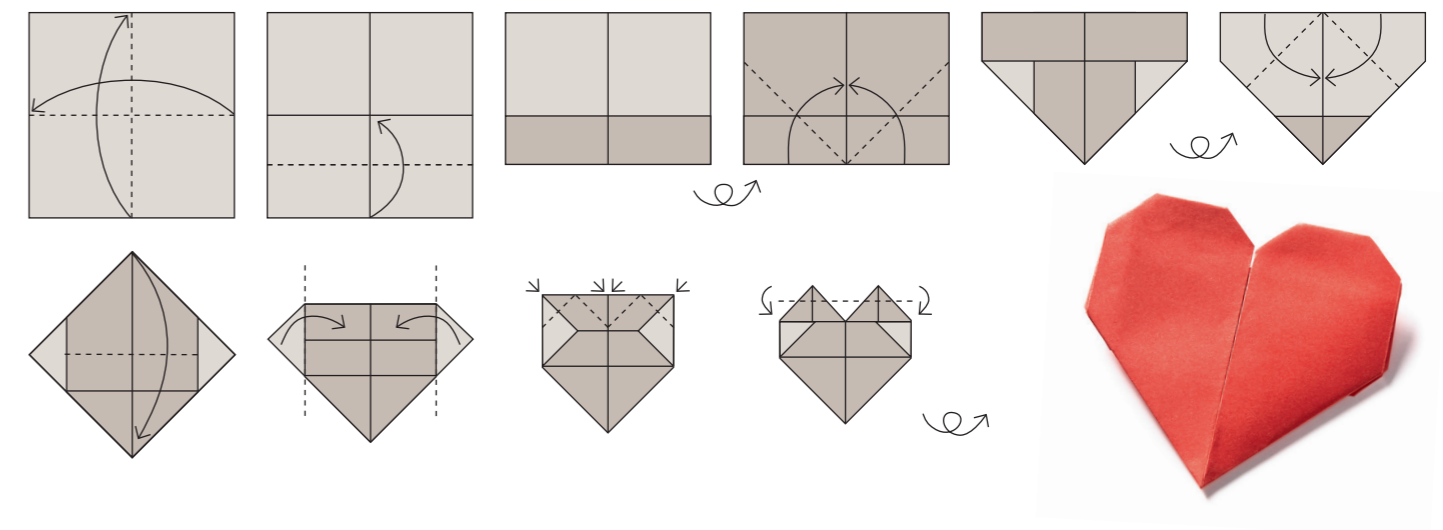
**U**  
 Upholstered furniture . . . . .129 ff.

Upholstered house . . . . .128 f.  
 Upholstered stool . . . . . 133

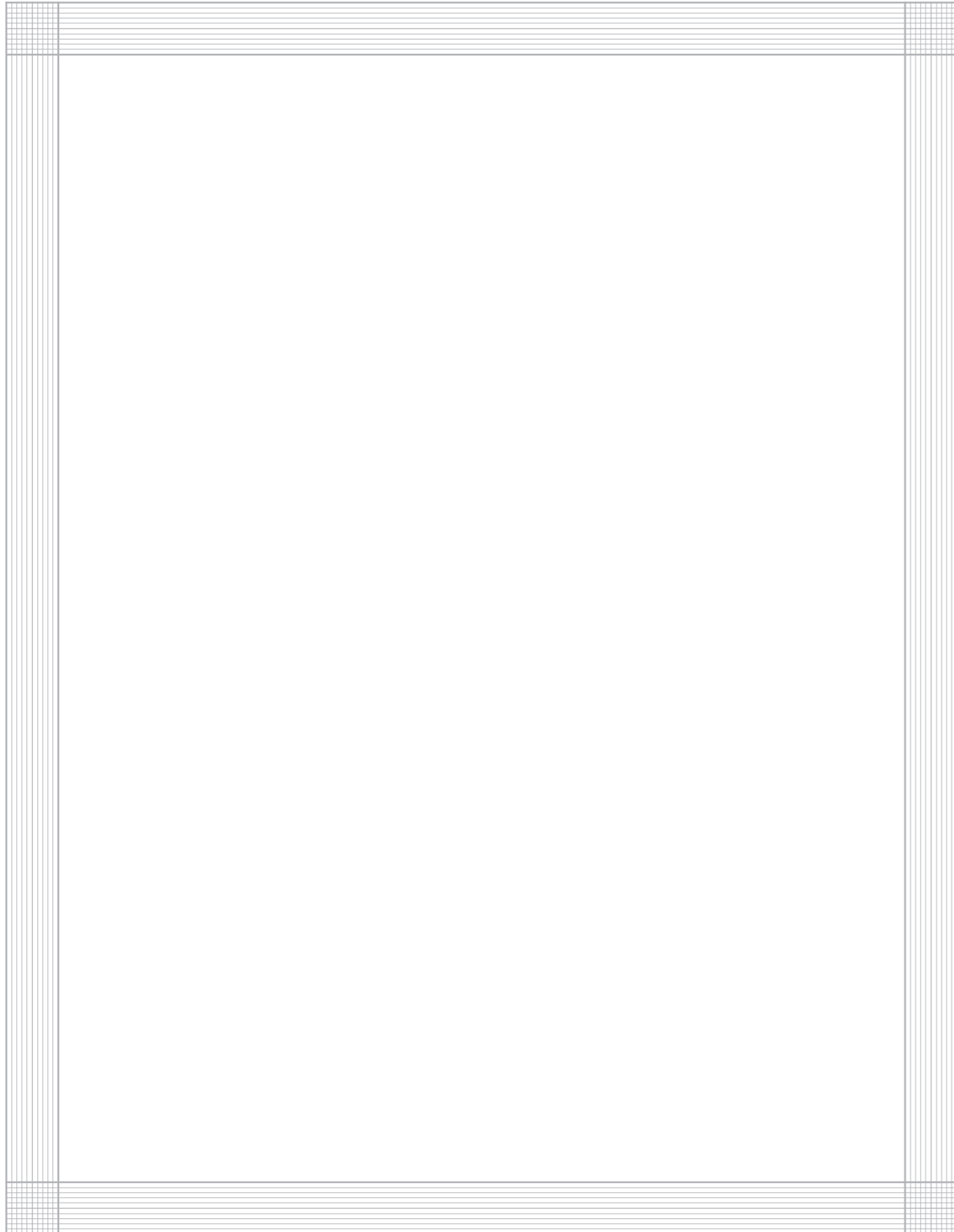
**V**  
 Visualization on computer . . . . . 160 f.

**W**  
 Wall boards . . . . . 144 f., 150  
 Wall board system . . . . . 144 f.  
 Wall rail system . . . . . 144 f.  
 Wardrobe cabinets . . . . .117  
 Waved tables . . . . .84  
 WAVE office chairs . . . . . 30 f.  
 Whiteboard sliding door cabinet . . . . . 109  
 Wooden chairs . . . . . 26 f.  
 Wooden frame (tables with) . . . . .50 f., 65, 86 f.  
 WOODMARK, materials science . . . . . 157  
 Work stools . . . . . 34 f.  
 Writing surface (chairs with) . . . . . 12 ff., 20 f.

**Z**  
 Z-shaped frame (chairs with) . . . . .12 f.



SPACE FOR YOUR IDEAS



CONTACT

## YOUR CONTACTS IN SALES

### **A2S Inc.**

62-64 Enter Lane  
Islandia, NY 11749  
Phone 631.501.1057  
Email [info@a2s.com](mailto:info@a2s.com)

### **A2S-Furnishing Systems**

#### **ASS-Einrichtungssysteme GmbH**

Po. Box 1154  
96338 Stockheim  
Germany  
Phone +49 9265 808-0  
Fax +49 9265 808-201  
Email [info@a2s.com](mailto:info@a2s.com)



DER BILDUNGSEINRICHTER.

[WWW.A2S.COM/US](http://WWW.A2S.COM/US)

Subject to technical changes. No liability for printing errors. ASS-ST.EXPO.01.04.US.01 Edition 1 10/2020